

Spa Francorchamps
International GT Open
Race - 2
Final Results



Cls	Nº	Entrant/Team	Nat	Driver 1	Nat	Status	Driver 2	Nat	Status	Vehicle	Cat	Cl	Laps	Total Time	Gap	Interval	Km/h	Best	Time	Km/h
1	17	Teo Martín Motorsport	ESP	Fran Rueda	ESP		<u>Andrés Saravia</u>	ESP		McLaren 720 s	PRO	1	25	1:01:49.250			169.9	14	2:18.766	181.7
2	59	Teo Martín Motorsport	ESP	Martin Kodrić	HRV		<u>Henrique Chaves</u>	PRT		McLaren 720 s	PRO	2	25	1:01:58.984	9.734	9.734	169.4	14	2:18.809	181.6
3	20	SPS Automotive Performance	DEU	Valentin Pierburg	DEU		<u>Tom Onslow-Cole</u>	GB		Mercedes AMG GT3	PROAM	1	25	1:02:03.126	13.876	4.142	169.3	6	2:18.658	181.8
4	27	Lazarus Racing	ITA	<u>Nicola De Marco</u>	ITA		Nicolas Pohler	DEU		Lamborghini Huracan GT3	PRO	3	25	1:02:03.706	14.456	0.580	169.2	14	2:19.906	180.2
5	75	Rowe Racing / SunEnergy1	DEU	Kenny Habul	AUS		<u>Thomas Jäger</u>	DEU		Mercedes AMG GT3	PROAM	2	25	1:02:05.361	16.111	1.655	169.2	13	2:19.696	180.4
6	26	Lazarus Racing	ITA	<u>Eliseo Martínez</u>	ESP		Fabio Onidi	ITA		Lamborghini Huracan GT3	PRO	4	25	1:02:06.739	17.489	1.378	169.1	13	2:19.520	180.7
7	10	SPS Automotive Performance	DEU	<u>Miguel Ramos</u>	PRT		Fabrizio Crestani	ITA		Mercedes AMG GT3	PRO	5	25	1:02:07.065	17.815	0.326	169.1	13	2:19.022	181.3
8	34	Imperiale Racing	ITA	<u>Adrian Amstutz</u>	CHE		Patrick Kujala	FIN		Lamborghini Huracan GT3	PROAM	3	25	1:02:07.475	18.225	0.410	169.1	13	2:17.813	182.9
9	14	Emil Frey Racing	CHE	<u>Norbert Siedler</u>	AUT		Mikaël Grenier	CAN		Lamborghini Huracan GT3	PRO	6	25	1:02:08.621	19.371	1.146	169.0	16	2:18.341	182.2
10	66	Vincenzo Sospiri Racing	ITA	<u>Kang Ling</u>	CHN		Frederik Schandorff	DNK		Lamborghini Huracan GT3	PROAM	4	25	1:02:08.979	19.729	0.358	169.0	13	2:18.963	181.4
11	12	Ombra Racing	ITA	<u>Federico Leo</u>	ITA		Najiy Razak	MY		Lamborghini Huracan GT3	PRO	7	25	1:02:11.833	22.583	2.854	168.9	23	2:19.874	180.2
12	93	Spirit of Race / Tempesta Racing	GB	<u>Christopher Froggatt</u>	GB		Edward Cheever III	ITA		Ferrari 488 GT3	PROAM	5	25	1:02:18.739	29.489	6.906	168.6	14	2:18.655	181.8
13	16	Teo Martín Motorsport	ESP	Marcelo Hahn	BRA		<u>Ben Barnicoat</u>	GB		McLaren 720 s	PROAM	6	25	1:02:36.208	46.958	17.469	167.8	5	2:19.364	180.9
14	9	Antonelli MotorSport	ITA	Davide Roda	ITA					Mercedes AMG GT3	AM	1	25	1:03:06.121	1:16.871	29.913	166.4	14	2:21.347	178.3
15	19	Raton Racing by Target	ITA	Jiatong Liang	CHN		<u>Raffaele Giammaria</u>	ITA		Lamborghini Huracan GT3	PROAM	7	25	1:03:08.889	1:19.639	2.768	166.3	13	2:20.351	179.6
16	25	HTP Motorsport	DEU	Alexander Hrachowina	AUT		<u>Martin Konrad</u>	AUT		Mercedes AMG GT3	AM	2	25	1:03:12.310	1:23.060	3.421	166.2	6	2:20.004	180.0
17	11	GetSpeed Performance	DEU	Janine Hill	GB		<u>John Shoffner</u>	USA		Mercedes AMG GT3	AM	3	25	1:03:20.058	1:30.808	7.748	165.8	11	2:22.847	176.5
18	90	Raton Racing by Target	ITA	Alberto Di Folco	ITA		<u>Christoph Lenz</u>	CHE		Lamborghini Huracan GT3	PROAM	8	23	57:46.255	2 Laps	2 Laps	167.3	14	2:18.242	182.3
Not classified: (Requirements: 75% of number laps of leader = 19 Laps)																				
	63	Emil Frey Racing	CHE	<u>Albert Costa</u>	ESP		Giacomo Altoè	ITA		Lamborghini Huracan GT3	PRO	8	13	34:23.444	12 Laps	10 Laps	158.8	5	2:18.673	181.8
	99	Sports and You	PRT	António Coimbra	PRT		<u>Luis Silva</u>	PRT		Mercedes AMG GT3	AM	4	5	12:29.443	20 Laps	8 Laps	168.2	4	2:25.860	172.8
	6	Antonelli MotorSport	ITA	Daniel Zampieri	ITA		<u>Michael Meadows</u>	GB		Mercedes AMG GT3	PRO	9	5	12:52.232	20 Laps	22.789	163.2	3	2:21.889	177.7

Fastest lap Amstutz - Kujala in 2:17.813 at 183.0 Km/h in lap 13

CAR #66 - 5 SECONDS TIME PENALTY ADDED TO RACE TIME

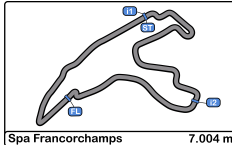
CAR #93- 10 SECONDS TIME PENALTY ADDED TO RACE TIME

Published at:.....

Track Temp: 29.1 °C Air Temp: 18.9 °C Humidity: 44 % Track Status: DRY

Stewards:	Race Director:	Timekeeper:
-----------	----------------	-------------





Spa Francorchamps
International GT Open
Race - 2
Final Results by Class



Cls	Nº	Entrant/Team	Nat	Driver 1	Nat	Status	Driver 2	Nat	Status	Vehicle	Cat	Cl	Laps	Total Time	Gap	Interval	Km/h	Best	Time	Km/h
PRO																				
1	17	Teo Martín Motorsport	ESP	Fran Rueda	ESP		<u>Andrés Saravia</u>	ESP		McLaren 720 s	PRO	1	25	1:01:49.250			169.9	14	2:18.766	181.7
2	59	Teo Martín Motorsport	ESP	Martin Kodrić	HRV		<u>Henrique Chaves</u>	PRT		McLaren 720 s	PRO	2	25	1:01:58.984	9.734	9.734	169.4	14	2:18.809	181.6
3	27	Lazarus Racing	ITA	<u>Nicola De Marco</u>	ITA		Nicolas Pohler	DEU		Lamborghini Huracan GT3	PRO	3	25	1:02:03.706	14.456	4.722	169.2	14	2:19.906	180.2
4	26	Lazarus Racing	ITA	<u>Eliseo Martínez</u>	ESP		Fabio Onidi	ITA		Lamborghini Huracan GT3	PRO	4	25	1:02:06.739	17.489	3.033	169.1	13	2:19.520	180.7
5	10	SPS Automotive Performance	DEU	<u>Miguel Ramos</u>	PRT		Fabrizio Crestani	ITA		Mercedes AMG GT3	PRO	5	25	1:02:07.065	17.815	0.326	169.1	13	2:19.022	181.3
6	14	Emil Frey Racing	CHE	<u>Norbert Siedler</u>	AUT		Mikaël Grenier	CAN		Lamborghini Huracan GT3	PRO	6	25	1:02:08.621	19.371	1.556	169.0	16	2:18.341	182.2
7	12	Ombra Racing	ITA	<u>Federico Leo</u>	ITA		Najiy Razak	MY		Lamborghini Huracan GT3	PRO	7	25	1:02:11.833	22.583	3.212	168.9	23	2:19.874	180.2
Not classified: (Requirements: 75% of number laps of leader = 19 Laps)																				
63	63	Emil Frey Racing	CHE	<u>Albert Costa</u>	ESP		Giacomo Altoè	ITA		Lamborghini Huracan GT3	PRO	8	13	34:23.444	12 Laps	12 Laps	158.8	5	2:18.673	181.8
6	6	Antonelli MotorSport	ITA	Daniel Zampieri	ITA		<u>Michael Meadows</u>	GB		Mercedes AMG GT3	PRO	9	5	12:52.232	20 Laps	8 Laps	163.2	3	2:21.889	177.7
PROAM																				
1	20	SPS Automotive Performance	DEU	Valentin Pierburg	DEU		<u>Tom Onslow-Cole</u>	GB		Mercedes AMG GT3	PROAM	1	25	1:02:03.126			169.3	6	2:18.658	181.8
2	75	Rowe Racing / SunEnergy1	DEU	Kenny Habul	AUS		<u>Thomas Jäger</u>	DEU		Mercedes AMG GT3	PROAM	2	25	1:02:05.361	16.111	2.235	169.2	13	2:19.696	180.4
3	34	Imperiale Racing	ITA	<u>Adrian Amstutz</u>	CHE		Patrick Kujala	FIN		Lamborghini Huracan GT3	PROAM	3	25	1:02:07.475	18.225	2.114	169.1	13	2:17.813	182.9
4	66	Vincenzo Sospiri Racing	ITA	<u>Kang Ling</u>	CH		Frederik Schandorff	DNK		Lamborghini Huracan GT3	PROAM	4	25	1:02:08.979	19.729	1.504	169.0	13	2:18.963	181.4
5	93	Spirit of Race / Tempesta Racing	GB	<u>Christopher Froggatt</u>	GB		Edward Cheever III	ITA		Ferrari 488 GT3	PROAM	5	25	1:02:18.739	29.489	9.760	168.6	14	2:18.655	181.8
6	16	Teo Martín Motorsport	ESP	Marcelo Hahn	BRA		<u>Ben Barnicoat</u>	GB		McLaren 720 s	PROAM	6	25	1:02:36.208	46.958	17.469	167.8	5	2:19.364	180.9
7	19	Raton Racing by Target	ITA	Jiatong Liang	CH		<u>Raffaele Giammaria</u>	ITA		Lamborghini Huracan GT3	PROAM	7	25	1:03:08.889	1:19.639	32.681	166.3	13	2:20.351	179.6
8	90	Raton Racing by Target	ITA	Alberto Di Folco	ITA		<u>Christoph Lenz</u>	CHE		Lamborghini Huracan GT3	PROAM	8	23	57:46.255	2 Laps	2 Laps	167.3	14	2:18.242	182.3
AM																				
1	9	Antonelli MotorSport	ITA	Davide Roda	ITA					Mercedes AMG GT3	AM	1	25	1:03:06.121			166.4	14	2:21.347	178.3
2	25	HTP Motorsport	DEU	Alexander Hrachowina	AUT		<u>Martin Konrad</u>	AUT		Mercedes AMG GT3	AM	2	25	1:03:12.310	1:23.060	6.189	166.2	6	2:20.004	180.0
3	11	GetSpeed Performance	DEU	Janine Hill	GB		<u>John Shoffner</u>	USA		Mercedes AMG GT3	AM	3	25	1:03:20.058	1:30.808	7.748	165.8	11	2:22.847	176.5
Not classified: (Requirements: 75% of number laps of leader = 19 Laps)																				
99	99	Sports and You	PRT	António Coimbra	PRT		<u>Luis Silva</u>	PRT		Mercedes AMG GT3	AM	4	5	12:29.443	20 Laps	20 Laps	168.2	4	2:25.860	172.8

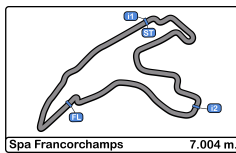
Fastest lap Amstutz - Kujala in 2:17.813 at 183.0 Km/h in lap 13

Published at:.....

Track Temp: 29.1 °C Air Temp: 18.9 °C Humidity: 44 % Track Status: DRY

Stewards:	Race Director:	Timekeeper:
------------------	-----------------------	--------------------





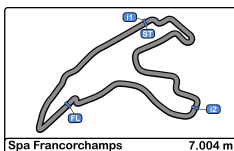
Spa Francorchamps
International GT Open
Race - 2



Final Classification by Driver Fastest Lap

Cl	N°	Entrant/Team	Nat	Vehicle	Driver	Nat	Status	Cat	Cl	Laps	Best	Time	Gap	Interval	Km/h
1	34	Imperiale Racing	ITA	Lamborghini Huracan GT	Patrick Kujala	FIN	PROAM	1	15	3	2:17.813				182.9
2	90	Raton Racing by Target	ITA	Lamborghini Huracan GT	Alberto Di Folco	ITA	PROAM	2	13	4	2:18.242	0.429	0.429		182.3
3	14	Emil Frey Racing	CHE	Lamborghini Huracan GT	Mikaël Grenier	CAN	PRO	1	15	6	2:18.341	0.528	0.099		182.2
4	93	Spirit of Race / Tempesta Raci	GBR	Ferrari 488 GT3	Edward Cheever III	ITA	PROAM	3	15	4	2:18.655	0.842	0.314		181.8
5	20	SPS Automotive Performance	DEU	Mercedes AMG GT3	Tom Onslow-Cole	GBR	PROAM	4	14	6	2:18.658	0.845	0.003		181.8
6	63	Emil Frey Racing	CHE	Lamborghini Huracan GT	Albert Costa	ESP	PRO	2	12	5	2:18.673	0.860	0.015		181.8
7	17	Teo Martín Motorsport	ESP	McLaren 720 s	Fran Rueda	ESP	PRO	3	15	4	2:18.766	0.953	0.093		181.7
8	59	Teo Martín Motorsport	ESP	McLaren 720 s	Martin Kodrić	HRV	PRO	4	15	4	2:18.809	0.996	0.043		181.6
9	66	Vincenzo Sospiri Racing	ITA	Lamborghini Huracan GT	Frederik Schandorff	DNK	PROAM	5	14	2	2:18.963	1.150	0.154		181.4
10	10	SPS Automotive Performance	DEU	Mercedes AMG GT3	Fabrizio Crestani	ITA	PRO	5	15	3	2:19.022	1.209	0.059		181.3
11	16	Teo Martín Motorsport	ESP	McLaren 720 s	Ben Barnicoat	GBR	PROAM	6	14	5	2:19.364	1.551	0.342		180.9
12	14	Emil Frey Racing	CHE	Lamborghini Huracan GT	Norbert Siedler	AUT	PRO	6	10	3	2:19.452	1.639	0.088		180.8
13	26	Lazarus Racing	ITA	Lamborghini Huracan GT	Fabio Onidi	ITA	PRO	7	15	3	2:19.520	1.707	0.068		180.7
14	75	Rowe Racing / SunEnergy1 R	DEU	Mercedes AMG GT3	Thomas Jäger	DEU	PROAM	7	14	13	2:19.696	1.883	0.176		180.4
15	12	Ombra Racing	ITA	Lamborghini Huracan GT	Najiy Razak	MYS	PRO	8	14	12	2:19.874	2.061	0.178		180.2
16	27	Lazarus Racing	ITA	Lamborghini Huracan GT	Nicolas Pohler	DEU	PRO	9	13	2	2:19.906	2.093	0.032		180.2
17	66	Vincenzo Sospiri Racing	ITA	Lamborghini Huracan GT	Kang Ling	CHN	PROAM	8	11	5	2:19.994	2.181	0.088		180.1
18	25	HTP Motorsport	DEU	Mercedes AMG GT3	Martin Konrad	AUT	AM	1	14	6	2:20.004	2.191	0.010		180.0
19	59	Teo Martín Motorsport	ESP	McLaren 720 s	Henrique Chaves	PRT	PRO	10	10	3	2:20.221	2.408	0.217		179.8
20	19	Raton Racing by Target	ITA	Lamborghini Huracan GT	Raffaele Giammaria	ITA	PROAM	9	14	13	2:20.351	2.538	0.130		179.6
21	27	Lazarus Racing	ITA	Lamborghini Huracan GT	Nicola De Marco	ITA	PRO	11	12	6	2:20.396	2.583	0.045		179.5
22	75	Rowe Racing / SunEnergy1 R	DEU	Mercedes AMG GT3	Kenny Habul	AUS	PROAM	10	11	4	2:20.485	2.672	0.089		179.4
23	17	Teo Martín Motorsport	ESP	McLaren 720 s	Andrés Saravia	GTM	PRO	12	10	4	2:20.543	2.730	0.058		179.4
24	10	SPS Automotive Performance	DEU	Mercedes AMG GT3	Miguel Ramos	PRT	PRO	13	10	6	2:20.816	3.003	0.273		179.0
25	20	SPS Automotive Performance	DEU	Mercedes AMG GT3	Valentin Pierburg	DEU	PROAM	11	11	6	2:20.952	3.139	0.136		178.8
26	26	Lazarus Racing	ITA	Lamborghini Huracan GT	Eliseo Martínez	ESP	PRO	14	10	6	2:21.265	3.452	0.313		178.4
27	9	Antonelli MotorSport	ITA	Mercedes AMG GT3	Davide Roda	ITA	AM	2	25	14	2:21.347	3.534	0.082		178.3
28	12	Ombra Racing	ITA	Lamborghini Huracan GT	Federico Leo	ITA	PRO	15	11	6	2:21.471	3.658	0.124		178.2
29	93	Spirit of Race / Tempesta Raci	GBR	Ferrari 488 GT3	Christopher Froggatt	GBR	PROAM	12	10	6	2:21.863	4.050	0.392		177.7
30	6	Antonelli MotorSport	ITA	Mercedes AMG GT3	Michael Meadows	GBR	PRO	16	5	3	2:21.889	4.076	0.026		177.7
31	16	Teo Martín Motorsport	ESP	McLaren 720 s	Marcelo Hahn	BRA	PROAM	13	11	9	2:22.632	4.819	0.743		176.7
32	34	Imperiale Racing	ITA	Lamborghini Huracan GT	Adrian Amstutz	CHE	PROAM	14	10	5	2:22.780	4.967	0.148		176.5
33	11	GetSpeed Performance	DEU	Mercedes AMG GT3	John Shoffner	USA	AM	3	12	11	2:22.847	5.034	0.067		176.5
34	11	GetSpeed Performance	GBR	Mercedes AMG GT3	Janine Hill	GBR	AM	4	13	4	2:23.304	5.491	0.457		175.9
35	19	Raton Racing by Target	ITA	Lamborghini Huracan GT	Jiatong Liang	CHN	PROAM	15	11	6	2:24.659	6.846	1.355		174.3
36	25	HTP Motorsport	DEU	Mercedes AMG GT3	Alexander Hrachowin	AUT	AM	5	11	8	2:25.006	7.193	0.347		173.8
37	99	Sports and You	PRT	Mercedes AMG GT3	Luis Silva	PRT	AM	6	5	4	2:25.860	8.047	0.854		172.8
38	90	Raton Racing by Target	ITA	Lamborghini Huracan GT	Christoph Lenz	CHE	PROAM	16	10	3	2:26.450	8.637	0.590		172.1
39	63	Emil Frey Racing	CHE	Lamborghini Huracan GT	Giacomo Altoè	ITA	PRO	17	1	1	34:23.44	32:05.6	31:56.99		12.2





Spa Francorchamps
International GT Open
Race - 2
Distance and Speed Average



Cls	Nº	Entrant/Team	Nat	Driver 1	Nat	Status	Driver 2	Nat	Status	Vehicle	Cat	Cls	Laps	Distance	Total Time	Km/h
1	17	Teo Martín Motorsport	ESP	Fran Rueda	ESP		<u>Andrés Saravia</u>	GTN		McLaren 720 s	PRO	1	25	175.10	1:01:49.250	169.9
2	59	Teo Martín Motorsport	ESP	Martin Kodrić	PRT		<u>Henrique Chaves</u>	PRT		McLaren 720 s	PRO	2	25	175.10	1:01:58.984	169.4
3	20	SPS Automotive Performance	DEU	Valentin Pierburg	DEU		<u>Tom Onslow-Cole</u>	GBR		Mercedes AMG GT3	PROAM	1	25	175.10	1:02:03.126	169.3
4	27	Lazarus Racing	ITA	<u>Nicola De Marco</u>	ITA		Nicolas Pohler	DEU		Lamborghini Huracan GT3	PRO	3	25	175.10	1:02:03.706	169.2
5	75	Rowe Racing / SunEnergy1 R	DEU	Kenny Habul	AUS		<u>Thomas Jäger</u>	DEU		Mercedes AMG GT3	PROAM	2	25	175.10	1:02:05.361	169.2
6	26	Lazarus Racing	ITA	<u>Eliseo Martínez</u>	ESP		Fabio Onidi	ITA		Lamborghini Huracan GT3	PRO	4	25	175.10	1:02:06.739	169.1
7	10	SPS Automotive Performance	DEU	<u>Miguel Ramos</u>	PRT		Fabrizio Crestani	ITA		Mercedes AMG GT3	PRO	5	25	175.10	1:02:07.065	169.1
8	34	Imperiale Racing	ITA	<u>Adrian Amstutz</u>	CHE		Patrick Kujala	FIN		Lamborghini Huracan GT3	PROAM	3	25	175.10	1:02:07.475	169.1
9	14	Emil Frey Racing	CHE	<u>Norbert Siedler</u>	AUT		Mikaël Grenier	CAN		Lamborghini Huracan GT3	PRO	6	25	175.10	1:02:08.621	169.0
10	66	Vincenzo Sospiri Racing	ITA	<u>Kang Ling</u>	CHN		Frederik Schandorff	DNK		Lamborghini Huracan GT3	PROAM	4	25	175.10	1:02:08.979	169.0
11	12	Ombra Racing	ITA	<u>Federico Leo</u>	ITA		Najiy Razak	MYS		Lamborghini Huracan GT3	PRO	7	25	175.10	1:02:11.833	168.9
12	93	Spirit of Race / Tempesta Raci	GBR	<u>Christopher Froggatt</u>	GBR		Edward Cheever III	ITA		Ferrari 488 GT3	PROAM	5	25	175.10	1:02:18.739	168.6
13	16	Teo Martín Motorsport	ESP	Marcelo Hahn	BRA		<u>Ben Barnicoat</u>	GBR		McLaren 720 s	PROAM	6	25	175.10	1:02:36.208	167.8
14	9	Antonelli MotorSport	ITA	Davide Roda	ITA					Mercedes AMG GT3	AM	1	25	175.10	1:03:06.121	166.4
15	19	Raton Racing by Target	ITA	Jiatong Liang	CHN		<u>Raffaele Giammaria</u>	ITA		Lamborghini Huracan GT3	PROAM	7	25	175.10	1:03:08.889	166.3
16	25	HTP Motorsport	DEU	Alexander Hrachowina	AUT		<u>Martin Konrad</u>	AUT		Mercedes AMG GT3	AM	2	25	175.10	1:03:12.310	166.2
17	11	GetSpeed Performance	DEU	Janine Hill	GBR		<u>John Shoffner</u>	USA		Mercedes AMG GT3	AM	3	25	175.10	1:03:20.058	165.8
18	90	Raton Racing by Target	ITA	Alberto Di Folco	ITA		<u>Christoph Lenz</u>	CHE		Lamborghini Huracan GT3	PROAM	8	23	161.09	57:46.255	167.3
Not classified: (Requirements: 75% of number laps of leader = 19 Laps)																
	63	Emil Frey Racing	CHE	<u>Albert Costa</u>	ESP		Giacomo Altoè	ITA		Lamborghini Huracan GT3	PRO	8	13	91.05	34:23.444	158.8
	99	Sports and You	PRT	António Coimbra	PRT		<u>Luis Silva</u>	PRT		Mercedes AMG GT3	AM	4	5	35.02	12:29.443	168.2
	6	Antonelli MotorSport	ITA	Daniel Zampieri	ITA		<u>Michael Meadows</u>	GBR		Mercedes AMG GT3	PRO	9	5	35.02	12:52.232	163.2





Spa Francorchamps
International GT Open
Race - 2
Lap Analysis



6	1 Daniel Zampieri	Mercedes AMG GT3					
PRO	2 Michael Meadows	Antonelli MotorSport					
Lap	D	Time	Sector 1	Sector 2	Sector 3	T. Spd	Elapsed
1	2	2:34.286	46.288	1:09.268	38.730	255.3	2:34.286
2	2	2:22.682	39.949	1:05.392	37.341	259.6	4:56.968
3	2	2:21.889	39.519	1:04.966	37.404	262.1	7:18.857
4	2	2:50.666	39.760	1:04.843	1:06.063	260.8	10:09.523
5	2	2:42.709 P	42.786	1:10.496	49.427	223.1	12:52.232

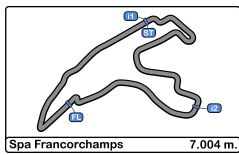
10	1 Miguel Ramos	Mercedes AMG GT3					
PRO	2 Fabrizio Crestani	SPS Automotive Performance					
Lap	D	Time	Sector 1	Sector 2	Sector 3	T. Spd	Elapsed
1	1	2:31.546	44.119	1:09.914	37.513	238.9	2:31.546
2	1	2:21.305	39.597	1:04.970	36.738	260.8	4:52.851
3	1	2:21.942	39.382	1:05.622	36.938	264.0	7:14.793
4	1	2:22.915	39.401	1:06.406	37.108	263.4	9:37.708
5	1	2:21.601	39.738	1:04.867	36.996	258.9	11:59.309

9	1 Davide Roda	Mercedes AMG GT3					
AM	2	Antonelli MotorSport					
Lap	D	Time	Sector 1	Sector 2	Sector 3	T. Spd	Elapsed
1		2:47.894	47.332	1:23.112	37.450	243.2	2:47.894
2		2:22.984	40.204	1:05.603	37.177	257.7	5:10.878
3		2:25.767	39.832	1:07.520	38.415	260.8	7:36.645
4		2:21.975	39.757	1:05.295	36.923	258.9	9:58.620
5		2:24.534	41.565	1:05.819	37.150	250.0	12:23.154
6		2:22.750	39.894	1:05.473	37.383	257.7	14:45.904
7		2:29.567	40.560	1:07.708	41.299	254.1	17:15.471
8		3:52.187	59.823	1:54.219	58.145	94.4	21:07.658
9		2:26.810	42.948	1:06.309	37.553	251.1	23:34.468
10		2:22.619	39.902	1:05.315	37.402	259.6	25:57.087
11		2:28.949 P	39.903	1:05.256	43.790	259.6	28:26.036
12		3:39.770	1:57.124	1:05.561	37.085	255.9	32:05.806
13		2:22.139	39.799	1:05.154	37.186	255.9	34:27.945
14		2:21.347	39.703	1:04.614	37.030	259.6	36:49.292
15		2:21.387	39.645	1:04.758	36.984	258.9	39:10.679
16		2:21.495	39.552	1:05.123	36.820	258.9	41:32.174
17		2:31.074	44.119	1:05.871	41.084	254.1	44:03.248
18		2:21.428	39.647	1:04.673	37.108	260.2	46:24.676
19		2:24.821	39.599	1:07.672	37.550	260.8	48:49.497
20		2:24.047	40.125	1:06.715	37.207	250.0	51:13.544
21		2:21.773	39.756	1:05.134	36.883	261.5	53:35.317
22		2:21.453	39.357	1:04.994	37.102	260.8	55:56.770
23		2:21.886	39.503	1:05.279	37.104	262.7	58:18.656
24		2:24.430	40.488	1:06.319	37.623	251.7	1:00:43.086
25		2:23.035	39.845	1:05.486	37.704	257.1	1:03:06.121

6	1	2:20.816	39.740	1:04.396	36.680	260.2	14:20.125
7	1	2:46.170	45.879	1:17.644	42.647	219.9	17:06.295
8	1	3:56.561	1:01.759	1:56.464	58.338	84.1	21:02.856
9	1	2:25.088	40.910	1:06.925	37.253	259.6	23:27.944
10	1	2:29.622 P	39.728	1:05.487	44.407	262.1	25:57.566
11	2	3:28.782	1:48.143	1:04.109	36.530	259.6	29:26.348
12	2	2:19.254	39.014	1:03.901	36.339	264.7	31:45.602
13	2	2:19.022	39.086	1:03.579	36.357	263.4	34:04.624
14	2	2:19.085	39.184	1:03.618	36.283	264.0	36:23.709
15	2	2:19.215	38.966	1:03.911	36.338	266.0	38:42.924
16	2	2:20.175	38.955	1:04.516	36.704	265.3	41:03.099
17	2	2:20.073	39.012	1:04.600	36.461	264.7	43:23.172
18	2	2:19.473	39.070	1:03.905	36.498	265.3	45:42.645
19	2	2:19.697	39.110	1:04.031	36.556	264.7	48:02.342
20	2	2:20.161	39.065	1:04.411	36.685	266.6	50:22.503
21	2	2:21.095	39.402	1:04.904	36.789	266.0	52:43.598
22	2	2:20.917	39.160	1:04.907	36.850	266.0	55:04.515
23	2	2:21.600	39.315	1:05.124	37.161	265.3	57:26.115
24	2	2:20.072	39.099	1:04.353	36.620	265.3	59:46.187
25	2	2:20.878	39.066	1:05.197	36.615	264.7	1:02:07.065

11	1 Janine Hill	Mercedes AMG GT3					
AM	2 John Shoffner	GetSpeed Performance					
Lap	D	Time	Sector 1	Sector 2	Sector 3	T. Spd	Elapsed
1	2	2:37.878	46.959	1:11.990	38.929	242.6	2:37.878
2	2	2:25.801	40.328	1:07.210	38.263	259.6	5:03.679
3	2	2:26.385	41.219	1:06.640	38.526	250.5	7:30.064
4	2	2:25.678	41.060	1:07.261	37.357	255.3	9:55.742
5	2	2:23.965	40.099	1:06.229	37.637	257.7	12:19.707
6	2	2:24.098	39.984	1:06.192	37.922	258.3	14:43.805
7	2	2:30.985	41.006	1:08.877	41.102	254.1	17:14.790
8	2	3:52.635	59.626	1:54.229	58.780	98.0	21:07.425
9	2	2:24.630	40.826	1:06.679	37.125	257.1	23:32.055
10	2	2:23.359	39.611	1:05.997	37.751	260.8	25:55.414
11	2	2:22.847	40.079	1:05.620	37.148	258.9	28:18.261
12	2	2:32.020 P	39.951	1:06.214	45.855	257.7	30:50.281
13	1	3:29.627	1:45.183	1:06.261	38.183	256.5	34:19.908
14	1	2:25.398	40.955	1:06.789	37.654	255.9	36:45.306
15	1	2:23.425	40.168	1:05.912	37.345	258.3	39:08.731
16	1	2:23.304	40.262	1:05.774	37.268	257.7	41:32.035
17	1	2:27.119	43.468	1:06.232	37.419	255.3	43:59.154
18	1	2:24.277	40.351	1:06.602	37.324	257.1	46:23.431
19	1	2:25.680	40.015	1:08.241	37.424	258.3	48:49.111
20	1	2:24.261	40.387	1:06.522	37.352	258.9	51:13.372
21	1	2:24.630	40.884	1:06.473	37.273	257.7	53:38.002
22	1	2:24.443	40.149	1:06.668	37.626	259.6	56:02.445
23	1	2:24.693	40.239	1:06.805	37.649	257.7	58:27.138
24	1	2:25.293	40.593	1:07.067	37.633	257.7	1:00:52.431
25	1	2:27.627	41.281	1:08.163	38.183	253.5	1:03:20.058





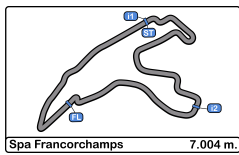
Spa Francorchamps
International GT Open
Race - 2
Lap Analysis



12							16								
1 Federico Leo			Lamborghini Huracan GT3 EVO				1 Marcelo Hahn			McLaren 720 s					
PRO			Ombra Racing				PROAM			Teo Martín Motorsport					
2 Najiy Razak							2 Ben Barnicoat								
Lap	D	Time	Sector 1	Sector 2	Sector 3	T. Spd	Elapsed	Lap	D	Time	Sector 1	Sector 2	Sector 3	T. Spd	Elapsed
1	1	2:33.422	46.035	1:09.173	38.214	246.5	2:33.422	1	2	2:23.324	42.064	1:04.703	36.557	259.6	2:23.324
2	1	2:22.653	40.292	1:05.184	37.177	259.6	4:56.075	2	2	2:19.771	39.348	1:04.104	36.319	257.1	4:43.095
3	1	2:22.006	39.801	1:04.976	37.229	262.1	7:18.081	3	2	2:19.695	39.245	1:03.955	36.495	251.7	7:02.790
4	1	2:21.545	39.811	1:04.657	37.077	260.8	9:39.626	4	2	2:19.779	39.250	1:04.154	36.375	257.1	9:22.569
5	1	2:21.595	39.902	1:04.718	36.975	260.2	12:01.221	5	2	2:19.364	39.275	1:03.840	36.249	258.9	11:41.933
6	1	2:21.471	39.799	1:04.692	36.980	262.1	14:22.692	6	2	2:19.573	39.115	1:03.986	36.472	255.3	14:01.506
7	1	2:46.154	46.009	1:17.260	42.885	205.7	17:08.846	7	2	2:28.295	39.235	1:08.683	40.377	257.7	16:29.801
8	1	3:54.940	1:01.942	1:55.251	57.747	94.7	21:03.786	8	2	4:28.658	1:25.262	2:01.921	1:01.475	95.0	20:58.459
9	1	2:24.566	40.645	1:06.705	37.216	259.6	23:28.352	9	2	2:20.532	39.741	1:04.584	36.207	262.7	23:18.991
10	1	2:22.627	40.165	1:05.359	37.103	260.2	25:50.979	10	2	2:20.189	39.476	1:04.464	36.249	264.7	25:39.180
11	1	2:28.732 P	39.855	1:04.815	44.062	260.2	28:19.711	11	2	2:19.701	39.170	1:04.140	36.391	264.7	27:58.881
12	2	3:20.872	1:39.328	1:04.578	36.966	259.6	31:40.583	12	2	2:19.441	39.066	1:04.003	36.372	266.0	30:18.322
13	2	2:20.058	39.504	1:04.100	36.454	261.5	34:00.641	13	2	2:19.900	39.152	1:04.113	36.635	265.3	32:38.222
14	2	2:20.312	39.388	1:04.281	36.643	262.1	36:20.953	14	2	2:25.398 P	39.131	1:04.140	42.127	266.0	35:03.620
15	2	2:23.319	41.118	1:05.685	36.516	256.5	38:44.272	15	1	3:35.019	1:40.288	1:17.535	37.196	261.5	38:38.639
16	2	2:21.820	40.750	1:04.681	36.389	259.6	41:06.092	16	1	2:23.417	39.994	1:05.721	37.702	250.0	41:02.056
17	2	2:21.168	39.217	1:04.793	37.158	264.7	43:27.260	17	1	2:25.586	40.090	1:06.122	39.374	234.2	43:27.642
18	2	2:19.974	39.500	1:04.066	36.408	262.1	45:47.234	18	1	2:24.018	40.756	1:05.767	37.495	246.5	45:51.660
19	2	2:20.743	39.420	1:04.431	36.892	261.5	48:07.977	19	1	2:24.397	40.702	1:05.948	37.747	260.2	48:16.057
20	2	2:20.351	39.271	1:04.382	36.698	263.4	50:28.328	20	1	2:24.055	40.477	1:06.255	37.323	260.8	50:40.112
21	2	2:21.510	39.509	1:05.219	36.782	262.1	52:49.838	21	1	2:23.150	40.314	1:05.640	37.196	261.5	53:03.262
22	2	2:22.161	40.238	1:05.381	36.542	264.0	55:11.999	22	1	2:22.770	40.160	1:05.453	37.157	260.8	55:26.032
23	2	2:19.874	38.993	1:04.532	36.349	265.3	57:31.873	23	1	2:22.632	39.923	1:05.505	37.204	262.7	57:48.664
24	2	2:20.002	39.236	1:04.394	36.372	263.4	59:51.875	24	1	2:23.946	40.423	1:06.013	37.510	260.8	1:00:12.610
25	2	2:19.958	39.066	1:04.229	36.663	264.0	1:02:11.833	25	1	2:23.598	39.991	1:06.168	37.439	261.5	1:02:36.208

14							17								
1 Norbert Siedler			Lamborghini Huracan GT3 EVO				1 Fran Rueda			McLaren 720 s					
PRO			Emil Frey Racing				PRO			Teo Martín Motorsport					
2 Mikaël Grenier							2 Andrés Saravia								
Lap	D	Time	Sector 1	Sector 2	Sector 3	T. Spd	Elapsed	Lap	D	Time	Sector 1	Sector 2	Sector 3	T. Spd	Elapsed
1	1	2:23.941	42.363	1:05.039	36.539	260.8	2:23.941	1	2	2:25.027	43.234	1:04.978	36.815	258.9	2:25.027
2	1	2:19.945	39.567	1:03.903	36.475	263.4	4:43.886	2	2	2:20.638	39.488	1:04.571	36.579	265.3	4:45.665
3	1	2:19.452	39.262	1:03.845	36.345	264.7	7:03.338	3	2	2:20.730	39.328	1:04.621	36.781	266.0	7:06.395
4	1	2:19.753	39.408	1:03.926	36.419	264.7	9:23.091	4	2	2:20.543	39.398	1:04.600	36.545	265.3	9:26.938
5	1	2:19.696	39.367	1:04.030	36.299	263.4	11:42.787	5	2	2:20.960	39.431	1:04.968	36.561	264.7	11:47.898
6	1	2:19.495	39.276	1:03.818	36.401	263.4	14:02.282	6	2	2:21.298	39.458	1:05.374	36.466	264.7	14:09.196
7	1	2:28.398	39.413	1:08.387	40.598	263.4	16:30.680	7	2	2:27.363	40.627	1:08.808	37.928	236.8	16:36.559
8	1	4:28.143	1:26.086	2:01.194	1:00.863	88.2	20:58.823	8	2	4:22.591	1:21.425	2:00.897	1:00.269	87.4	20:59.150
9	1	2:21.330	39.880	1:05.073	36.377	262.1	23:20.153	9	2	2:22.339	40.067	1:05.605	36.667	264.7	23:21.489
10	1	2:26.056 P	39.447	1:04.224	42.385	262.7	25:46.209	10	2	2:28.001 P	39.478	1:05.161	43.362	266.0	25:49.490
11	2	3:49.915	2:09.545	1:04.050	36.320	257.7	29:36.124	11	1	3:18.910	1:38.688	1:03.654	36.568	259.6	29:08.400
12	2	2:18.697	39.063	1:03.350	36.284	264.0	31:54.821	12	1	2:19.047	39.141	1:03.783	36.123	264.0	31:27.447
13	2	2:18.418	39.011	1:03.113	36.294	264.0	34:13.239	13	1	2:19.108	38.875	1:04.116	36.117	267.3	33:46.555
14	2	2:18.392	39.018	1:03.285	36.089	264.0	36:31.631	14	1	2:18.766	38.877	1:03.768	36.121	265.3	36:05.321
15	2	2:19.621	38.842	1:04.276	36.503	267.3	38:51.252	15	1	2:19.547	38.938	1:04.462	36.147	262.7	38:24.868
16	2	2:18.341	38.815	1:03.445	36.081	266.6	41:09.593	16	1	2:19.227	38.894	1:04.099	36.234	266.6	40:44.095
17	2	2:19.407	39.266	1:03.817	36.324	265.3	43:29.000	17	1	2:20.015	39.023	1:04.672	36.320	266.6	43:04.110
18	2	2:19.511	39.290	1:03.823	36.398	264.0	45:48.511	18	1	2:19.795	39.081	1:04.347	36.367	264.0	45:23.905
19	2	2:20.289	39.314	1:04.218	36.757	266.0	48:08.800	19	1	2:19.844	39.165	1:04.373	36.306	264.0	47:43.749
20	2	2:20.412	39.203	1:04.490	36.719	266.0	50:29.212	20	1	2:20.122	39.204	1:04.379	36.539	264.7	50:03.871
21	2	2:20.962	39.362	1:05.031	36.569	264.7	52:50.174	21	1	2:20.295	39.251	1:04.628	36.416	252.9	52:24.166
22	2	2:19.618	39.542	1:03.849	36.227	262.7	55:09.792	22	1	2:20.272	39.193	1:04.748	36.331	252.9	54:44.438
23	2	2:19.008	39.089	1:03.637	36.282	265.3	57:28.800	23	1	2:20.924	39.170	1:04.841	36.913	248.8	57:05.362
24	2	2:19.000	38.968	1:03.731	36.301	266.6	59:47.800	24	1	2:21.713	39.317	1:05.336	37.060	250.5	59:27.075
25	2	2:20.821	38.971	1:04.839	37.011	267.9	1:02:08.621	25	1	2:22.175	39.662	1:05.436	37.077	262.7	1:01:49.250





Spa Francorchamps
International GT Open
Race - 2
Lap Analysis



19							25													
1 Jiatong Liang							1 Alexander Hrachowina													
Lamborghini Huracan GT3 EVO							Mercedes AMG GT3													
PROAM			2 Raffaele Giammaria				Raton Racing by Target			AM				2 Martin Konrad			HTP Motorsport			
Lap	D	Time	Sector 1	Sector 2	Sector 3	T. Spd	Elapsed	Lap	D	Time	Sector 1	Sector 2	Sector 3	T. Spd	Elapsed					
1	2	2:28.615	45.002	1:06.943	36.670	256.5	2:28.615	1	2	2:27.745	44.070	1:06.745	36.930	242.1	2:27.745					
2	2	2:20.740	39.665	1:04.335	36.740	262.7	4:49.355	2	2	2:21.421	39.596	1:04.725	37.100	262.7	4:49.166					
3	2	2:24.562	40.872	1:06.939	36.751	258.3	7:13.917	3	2	2:23.744	41.091	1:05.662	36.991	251.1	7:12.910					
4	2	2:20.744	39.454	1:04.601	36.689	262.7	9:34.661	4	2	2:20.891	39.432	1:04.760	36.699	262.7	9:33.801					
5	2	2:20.792	39.550	1:04.742	36.500	263.4	11:55.453	5	2	2:20.103	39.326	1:04.174	36.603	262.1	11:53.904					
6	2	2:20.415	39.409	1:04.477	36.529	262.7	14:15.868	6	2	2:20.004	39.251	1:04.235	36.518	262.7	14:13.908					
7	2	2:32.832	42.981	1:10.597	39.254	174.4	16:48.700	7	2	2:33.159	43.529	1:09.400	40.230	183.9	16:47.067					
8	2	4:13.400	1:16.972	1:58.079	58.349	97.0	21:02.100	8	2	4:14.490	1:15.337	1:59.836	59.317	89.3	21:01.557					
9	2	2:22.557	40.205	1:05.451	36.901	261.5	23:24.657	9	2	2:22.353	39.839	1:05.253	37.261	262.1	23:23.910					
10	2	2:22.448	39.624	1:05.800	37.024	263.4	25:47.105	10	2	2:21.590	39.692	1:04.832	37.066	262.1	25:45.500					
11	2	2:21.439	40.337	1:04.514	36.588	255.9	28:08.544	11	2	2:20.828	39.474	1:04.753	36.601	263.4	28:06.328					
12	2	2:20.570	39.404	1:04.751	36.415	263.4	30:29.114	12	2	2:20.182	39.231	1:04.381	36.570	262.1	30:26.510					
13	2	2:20.351	39.547	1:04.331	36.473	260.8	32:49.465	13	2	2:20.191	39.133	1:04.333	36.725	262.7	32:46.701					
14	2	2:27.582 P	39.639	1:04.156	43.787	261.5	35:17.047	14	2	2:28.400 P	39.835	1:04.435	44.130	258.9	35:15.101					
15	1	3:38.004	1:51.622	1:07.819	38.563	255.9	38:55.051	15	1	3:38.090	1:52.408	1:06.730	38.952	254.1	38:53.191					
16	1	2:25.499	40.984	1:06.223	38.292	257.7	41:20.550	16	1	2:25.671	41.699	1:06.043	37.929	253.5	41:18.862					
17	1	2:25.486	40.601	1:06.625	38.260	258.3	43:46.036	17	1	2:25.870	41.446	1:06.373	38.051	254.1	43:44.732					
18	1	2:24.859	40.738	1:06.143	37.978	257.7	46:10.895	18	1	2:27.686	41.359	1:08.060	38.267	253.5	46:12.418					
19	1	2:24.748	40.714	1:05.791	38.243	255.9	48:35.643	19	1	2:25.806	41.512	1:06.411	37.883	253.5	48:38.224					
20	1	2:24.659	40.728	1:05.877	38.054	255.3	51:00.302	20	1	2:25.187	41.262	1:05.880	38.045	254.7	51:03.411					
21	1	2:25.198	40.782	1:06.308	38.108	255.3	53:25.500	21	1	2:25.505	41.391	1:06.339	37.775	254.1	53:28.916					
22	1	2:26.694	40.790	1:06.859	39.045	255.9	55:52.194	22	1	2:25.006	41.130	1:06.058	37.818	254.7	55:53.922					
23	1	2:25.810	40.941	1:06.635	38.234	255.3	58:18.004	23	1	2:26.217	41.201	1:05.947	39.069	255.3	58:20.139					
24	1	2:25.476	40.929	1:06.140	38.407	254.7	1:00:43.480	24	1	2:25.662	40.790	1:06.796	38.076	257.1	1:00:45.801					
25	1	2:25.409	40.699	1:06.392	38.318	257.1	1:03:08.889	25	1	2:26.509	41.507	1:06.476	38.526	254.1	1:03:12.310					

20							26													
1 Valentin Pierburg							1 Eliseo Martínez													
Mercedes AMG GT3							Lamborghini Huracan GT3													
PROAM			2 Tom Onslow-Cole				SPS Automotive Performance			PRO				2 Fabio Onidi			Lazarus Racing			
Lap	D	Time	Sector 1	Sector 2	Sector 3	T. Spd	Elapsed	Lap	D	Time	Sector 1	Sector 2	Sector 3	T. Spd	Elapsed					
1	2	2:21.296	41.317	1:03.609	36.370	256.5	2:21.296	1	1	2:32.299	45.568	1:08.970	37.761	249.4	2:32.299					
2	2	2:18.715	39.093	1:03.369	36.253	260.2	4:40.011	2	1	2:23.153	39.996	1:05.938	37.219	262.7	4:55.452					
3	2	2:18.750	39.279	1:03.225	36.246	259.6	6:58.761	3	1	2:21.862	39.538	1:05.469	36.855	266.0	7:17.314					
4	2	2:18.815	39.245	1:03.315	36.255	260.2	9:17.576	4	1	2:21.423	39.569	1:05.160	36.694	265.3	9:38.737					
5	2	2:18.689	39.189	1:03.269	36.231	260.2	11:36.265	5	1	2:21.616	39.638	1:05.261	36.717	265.3	12:00.353					
6	2	2:18.658	39.161	1:03.292	36.205	259.6	13:54.923	6	1	2:21.265	39.453	1:05.119	36.693	268.6	14:21.618					
7	2	2:31.577	39.148	1:12.398	40.031	260.8	16:26.500	7	1	2:45.996	45.854	1:17.983	42.159	186.2	17:07.614					
8	2	4:30.852	1:27.534	2:01.933	1:01.385	92.7	20:57.352	8	1	3:55.605	1:01.996	1:55.725	57.884	94.2	21:03.219					
9	2	2:19.640	39.615	1:03.766	36.259	258.9	23:16.992	9	1	2:24.094	40.237	1:06.782	37.075	262.1	23:27.313					
10	2	2:19.095	39.221	1:03.814	36.060	260.2	25:36.087	10	1	2:28.495 P	39.598	1:05.543	43.354	264.7	25:55.808					
11	2	2:19.216	39.158	1:03.750	36.308	262.1	27:55.303	11	2	3:22.808	1:41.462	1:04.576	36.770	257.7	29:18.616					
12	2	2:18.958	39.155	1:03.566	36.237	261.5	30:14.261	12	2	2:20.082	39.562	1:03.918	36.602	264.7	31:38.698					
13	2	2:18.965	39.069	1:03.629	36.267	261.5	32:33.226	13	2	2:19.520	39.331	1:03.624	36.565	265.3	33:58.218					
14	2	2:25.217 P	39.061	1:03.743	42.413	261.5	34:58.443	14	2	2:20.325	39.188	1:04.253	36.884	267.3	36:18.543					
15	1	3:22.888	1:40.156	1:05.500	37.232	255.9	38:21.331	15	2	2:20.596	39.269	1:04.493	36.834	266.6	38:39.139					
16	1	2:21.752	39.809	1:04.717	37.226	258.9	40:43.083	16	2	2:20.424	39.473	1:04.617	36.334	266.0	40:59.563					
17	1	2:23.508	39.902	1:06.263	37.343	258.9	43:06.591	17	2	2:19.620	39.034	1:04.112	36.474	267.9	43:19.183					
18	1	2:21.905	39.812	1:05.037	37.056	260.2	45:28.496	18	2	2:19.755	38.925	1:04.376	36.454	270.0	45:38.938					
19	1	2:21.619	39.911	1:04.836	36.872	258.9	47:50.115	19	2	2:20.633	38.911	1:05.386	36.336	267.9	47:59.571					
20	1	2:20.952	39.680	1:04.414	36.858	259.6	50:11.067	20	2	2:21.904	39.022	1:06.118	36.764	268.6	50:21.475					
21	1	2:21.881	40.144	1:04.750	36.987	259.6	52:32.948	21	2	2:21.676	39.608	1:05.501	36.567	268.6	52:43.151					
22	1	2:23.462	39.951	1:06.277	37.234	260.2	54:56.410	22	2	2:21.239	39.212	1:04.934	37.093	269.3	55:04.390					
23	1	2:22.093	40.137	1:04.926	37.030	260.2	57:18.503	23	2	2:20.653	39.200	1:04.803	36.650	268.6	57:25.043					
24	1	2:22.532	39.668	1:05.058	37.806	261.5	59:41.035	24	2	2:20.493	39.221	1:04.618	36.654	267.9	59:45.536					
25	1	2:22.091	39.798	1:04.824	37.469	260.8	1:02:03.126	25	2	2:21.203	39.396	1:05.017	36.790	267.9	1:02:06.739					





Spa Francorchamps
International GT Open
Race - 2
Lap Analysis



27

1 Nicola De Marco
Lamborghini Huracan GT3 EVO
PRO 2 Nicolas Pohler
Lazarus Racing

59

1 Martin Kodrić
McLaren 720 s
PRO 2 Henrique Chaves
Teo Martín Motorsport

Lap	D	Time	Sector 1	Sector 2	Sector 3	T. Spd	Elapsed	Lap	D	Time	Sector 1	Sector 2	Sector 3	T. Spd	Elapsed
1	1	2:29.853	45.359	1:07.496	36.998	242.6	2:29.853	1	2	2:27.254	44.140	1:06.158	36.956	262.7	2:27.254
2	1	2:21.064	39.810	1:04.750	36.504	264.0	4:50.917	2	2	2:21.010	39.418	1:05.062	36.530	265.3	4:48.264
3	1	2:22.418	39.678	1:06.022	36.718	260.2	7:13.335	3	2	2:20.221	39.337	1:04.291	36.593	260.8	7:08.485
4	1	2:20.801	39.686	1:04.520	36.595	264.7	9:34.136	4	2	2:20.392	39.216	1:04.439	36.737	265.3	9:28.877
5	1	2:20.874	39.538	1:04.706	36.630	265.3	11:55.010	5	2	2:20.420	39.243	1:04.548	36.629	264.7	11:49.297
6	1	2:20.396	39.552	1:04.389	36.455	264.7	14:15.406	6	2	2:21.077	38.923	1:05.288	36.866	261.5	14:10.374
7	1	2:32.796	42.856	1:10.810	39.130	187.8	16:48.202	7	2	2:32.906	43.792	1:09.190	39.924	218.1	16:43.280
8	1	4:13.625	1:16.118	1:58.511	58.996	100.7	21:01.827	8	2	4:16.675	1:16.667	2:00.554	59.454	86.6	20:59.955
9	1	2:22.405	39.967	1:05.518	36.920	265.3	23:24.232	9	2	2:22.613	39.786	1:06.026	36.801	263.4	23:22.568
10	1	2:21.885	39.651	1:05.131	37.103	263.4	25:46.117	10	2	2:27.859 P	39.436	1:05.414	43.009	266.0	25:50.427
11	1	2:21.204	39.589	1:04.943	36.672	264.7	28:07.321	11	1	3:23.728	1:43.509	1:04.027	36.192	261.5	29:14.155
12	1	2:27.785 P	39.732	1:04.675	43.378	263.4	30:35.106	12	1	2:18.893	39.086	1:03.599	36.208	264.0	31:33.048
13	2	3:20.209	1:38.712	1:04.558	36.939	262.1	33:55.315	13	1	2:20.419	39.209	1:04.107	37.103	264.7	33:53.467
14	2	2:19.906	39.464	1:03.952	36.490	264.0	36:15.221	14	1	2:18.809	39.120	1:03.326	36.363	265.3	36:12.276
15	2	2:20.687	39.313	1:04.534	36.840	266.0	38:35.908	15	1	2:19.148	39.049	1:03.761	36.338	266.0	38:31.424
16	2	2:20.642	39.399	1:04.571	36.672	266.6	40:56.550	16	1	2:19.518	39.119	1:03.883	36.516	265.3	40:50.942
17	2	2:20.852	39.402	1:04.626	36.824	266.6	43:17.402	17	1	2:19.776	39.083	1:04.053	36.640	266.6	43:10.718
18	2	2:20.767	39.231	1:04.759	36.777	266.6	45:38.169	18	1	2:21.777	39.991	1:04.998	36.788	257.7	45:32.495
19	2	2:20.740	39.435	1:04.517	36.788	265.3	47:58.909	19	1	2:20.868	39.455	1:04.839	36.574	264.7	47:53.363
20	2	2:20.952	39.429	1:04.503	37.020	266.6	50:19.861	20	1	2:20.036	39.275	1:04.301	36.460	265.3	50:13.399
21	2	2:20.669	39.471	1:04.366	36.832	264.0	52:40.530	21	1	2:20.303	39.280	1:04.535	36.488	266.0	52:33.702
22	2	2:20.646	39.346	1:04.647	36.653	264.7	55:01.176	22	1	2:21.061	39.331	1:05.129	36.601	266.6	54:54.763
23	2	2:20.489	39.362	1:04.345	36.782	264.7	57:21.665	23	1	2:21.543	39.453	1:04.579	37.511	264.7	57:16.306
24	2	2:21.039	39.302	1:04.875	36.862	266.0	59:42.704	24	1	2:21.471	39.609	1:04.914	36.948	264.7	59:37.777
25	2	2:21.002	39.521	1:04.684	36.797	265.3	1:02:03.706	25	1	2:21.207	39.431	1:04.948	36.828	264.0	1:01:58.984

34

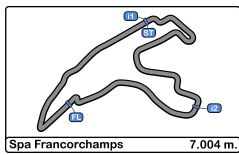
1 Adrian Amstutz
Lamborghini Huracan GT3
PROAM 2 Patrick Kujala
Imperiale Racing

63

1 Albert Costa
Lamborghini Huracan GT3 EVO
PRO 2 Giacomo Altoè
Emil Frey Racing

Lap	D	Time	Sector 1	Sector 2	Sector 3	T. Spd	Elapsed	Lap	D	Time	Sector 1	Sector 2	Sector 3	T. Spd	Elapsed
1	1	2:34.694	46.671	1:09.488	38.535	241.6	2:34.694	1	1	2:22.427	41.663	1:04.376	36.388	257.7	2:22.427
2	1	2:23.596	40.029	1:06.146	37.421	262.7	4:58.290	2	1	2:19.122	39.375	1:03.388	36.359	260.8	4:41.549
3	1	2:23.234	40.022	1:05.803	37.409	262.1	7:21.524	3	1	2:18.919	39.382	1:03.207	36.330	260.8	7:00.468
4	1	2:23.616	39.937	1:05.547	38.132	264.7	9:45.140	4	1	2:18.798	39.351	1:03.261	36.186	261.5	9:19.266
5	1	2:22.780	40.111	1:05.339	37.330	262.7	12:07.920	5	1	2:18.673	39.295	1:03.248	36.130	261.5	11:37.939
6	1	2:22.789	39.834	1:05.535	37.420	266.6	14:30.709	6	1	2:18.898	39.309	1:03.311	36.278	261.5	13:56.837
7	1	2:40.778	41.626	1:15.365	43.787	202.6	17:11.487	7	1	2:30.514	39.254	1:11.263	39.997	261.5	16:27.351
8	1	3:53.832	1:01.935	1:54.140	57.757	102.7	21:05.319	8	1	4:30.341	1:27.304	2:01.798	1:01.239	91.2	20:57.692
9	1	2:24.588	40.287	1:06.788	37.513	260.2	23:29.907	9	1	2:20.410	39.918	1:04.317	36.175	259.6	23:18.102
10	1	2:31.113 P	40.246	1:06.199	44.668	265.3	26:01.020	10	1	2:19.237	39.326	1:03.556	36.355	262.1	25:37.339
11	2	3:29.877	1:50.303	1:03.497	36.077	264.0	29:30.897	11	1	2:18.840	39.193	1:03.424	36.223	260.8	27:56.179
12	2	2:18.198	39.015	1:03.181	36.002	266.6	31:49.095	12	1	2:24.847 P	39.169	1:03.574	42.104	262.7	30:21.026
13	2	2:17.813	38.964	1:03.052	35.797	266.0	34:06.908	13	2	4:02.418 P	1:44.617	1:09.909	1:07.892	254.1	34:23.444
14	2	2:17.969	38.905	1:02.999	36.065	268.6	36:24.877								
15	2	2:19.618	38.850	1:04.315	36.453	273.4	38:44.495								
16	2	2:19.300	39.973	1:03.275	36.052	262.1	41:03.795								
17	2	2:21.501	38.909	1:05.704	36.888	269.3	43:25.296								
18	2	2:18.644	38.918	1:03.501	36.225	267.3	45:43.940								
19	2	2:19.250	39.072	1:03.839	36.339	267.9	48:03.190								
20	2	2:19.832	38.915	1:04.204	36.713	270.0	50:23.022								
21	2	2:21.400	39.102	1:05.815	36.483	268.6	52:44.422								
22	2	2:20.677	39.015	1:04.996	36.666	271.3	55:05.099								
23	2	2:21.310	39.156	1:05.128	37.026	269.3	57:26.409								
24	2	2:20.225	39.269	1:04.521	36.435	268.6	59:46.634								
25	2	2:20.841	39.175	1:05.056	36.610	270.6	1:02:07.475								





Spa Francorchamps
International GT Open
Race - 2
Lap Analysis



66

1 Kang Ling
Lamborghini Huracan GT3 EVO
2 Frederik Schandorff
Vincenzo Sospiri Racing

90

1 Alberto Di Folco
Lamborghini Huracan GT3 EVO
2 Christoph Lenz
Raton Racing by Target

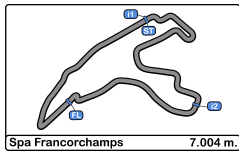
Lap	D	Time	Sector 1	Sector 2	Sector 3	T. Spd	Elapsed	Lap	D	Time	Sector 1	Sector 2	Sector 3	T. Spd	Elapsed
1	1	2:29.359	45.235	1:07.142	36.982	254.7	2:29.359	1	2	2:35.291	48.249	1:08.404	38.638	254.7	2:35.291
2	1	2:20.927	39.715	1:04.509	36.703	264.0	4:50.286	2	2	2:27.511	42.287	1:06.537	38.687	252.3	5:02.802
3	1	2:21.746	39.982	1:05.112	36.652	264.0	7:12.032	3	2	2:26.450	41.786	1:05.973	38.691	252.9	7:29.252
4	1	2:20.171	39.674	1:04.010	36.487	261.5	9:32.203	4	2	2:28.726	41.889	1:07.971	38.866	250.5	9:57.978
5	1	2:19.994	39.368	1:04.175	36.451	262.7	11:52.197	5	2	2:28.589	42.259	1:07.475	38.855	251.1	12:26.567
6	1	2:20.213	39.415	1:04.045	36.753	263.4	14:12.410	6	2	2:27.964	41.777	1:06.378	39.809	252.9	14:54.531
7	1	2:33.447	43.535	1:09.639	40.273	187.5	16:45.857	7	2	2:31.432	42.735	1:09.622	39.075	212.5	17:25.963
8	1	4:14.788	1:15.143	2:00.389	59.256	83.1	21:00.645	8	2	3:42.022	50.568	1:53.562	57.892	84.5	21:07.985
9	1	2:22.462	40.000	1:05.472	36.990	264.0	23:23.107	9	2	2:29.092	42.687	1:07.825	38.580	251.7	23:37.077
10	1	2:21.718	39.716	1:05.012	36.990	263.4	25:44.825	10	2	2:34.142 P	42.252	1:06.938	44.952	251.7	26:11.219
11	1	2:27.353 P	39.562	1:04.432	43.359	263.4	28:12.178	11	1	3:21.271	1:40.932	1:04.144	36.195	260.8	29:32.490
12	2	3:30.481	1:49.936	1:04.086	36.459	257.1	31:42.659	12	1	2:18.563	39.221	1:03.497	35.845	263.4	31:51.053
13	2	2:18.963	39.412	1:03.510	36.041	261.5	34:01.622	13	1	2:18.745	39.225	1:03.332	36.188	262.7	34:09.798
14	2	2:19.522	39.173	1:03.789	36.560	265.3	36:21.144	14	1	2:18.242	39.137	1:03.025	36.080	263.4	36:28.040
15	2	2:20.299	40.320	1:03.713	36.266	259.6	38:41.443	15	1	2:21.268	40.606	1:04.502	36.160	258.3	38:49.308
16	2	2:19.929	39.237	1:03.913	36.779	265.3	41:01.372	16	1	2:18.955	39.339	1:03.638	35.978	262.7	41:08.263
17	2	2:19.179	39.351	1:03.576	36.252	264.0	43:20.551	17	1	2:19.448	39.056	1:03.822	36.570	265.3	43:27.711
18	2	2:19.384	39.303	1:03.899	36.182	264.7	45:39.935	18	1	2:20.068	39.610	1:04.089	36.369	264.0	45:47.779
19	2	2:20.541	39.007	1:05.143	36.391	267.3	48:00.476	19	1	2:20.595	39.187	1:04.518	36.890	264.0	48:08.374
20	2	2:21.148	39.148	1:05.264	36.736	266.6	50:21.624	20	1	2:20.486	39.417	1:04.213	36.856	266.0	50:28.860
21	2	2:20.579	39.767	1:04.476	36.336	267.3	52:42.203	21	1	2:21.728	39.260	1:05.999	36.469	264.0	52:50.588
22	2	2:20.264	39.195	1:04.481	36.588	267.9	55:02.467	22	1	2:21.889	39.600	1:05.856	36.433	266.6	55:12.477
23	2	2:19.823	39.333	1:03.978	36.512	265.3	57:22.290	23	1	2:33.778 P	39.046	1:05.182	49.550	267.3	57:46.255
24	2	2:21.462	38.975	1:04.887	37.600	268.6	59:43.752	<p>93</p> <p>1 Christopher Froggatt Ferrari 488 GT3</p> <p>2 Edward Cheever III Spirit of Race / Tempesta Racing</p>							
25	2	2:20.227	39.045	1:04.447	36.735	267.9	1:02:03.979								

75

1 Kenny Habul
Mercedes AMG GT3
2 Thomas Jäger
Rowe Racing / SunEnergy1 Racing

Lap	D	Time	Sector 1	Sector 2	Sector 3	T. Spd	Elapsed	Lap	D	Time	Sector 1	Sector 2	Sector 3	T. Spd	Elapsed
1	2	2:26.573	43.839	1:05.863	36.871	254.1	2:26.573	1	1	2:34.452	46.534	1:09.261	38.657	258.9	2:34.452
2	2	2:20.750	39.608	1:04.738	36.404	259.6	4:47.323	2	1	2:23.154	39.931	1:06.145	37.078	268.6	4:57.606
3	2	2:19.919	39.333	1:04.078	36.508	260.2	7:07.242	3	1	2:22.039	39.644	1:05.168	37.227	265.3	7:19.645
4	2	2:20.395	39.291	1:04.546	36.558	260.8	9:27.637	4	1	2:23.809	39.963	1:04.729	39.117	264.0	9:43.454
5	2	2:20.814	39.401	1:04.721	36.692	260.8	11:48.451	5	1	2:22.971	40.725	1:05.184	37.062	260.8	12:06.425
6	2	2:21.436	39.333	1:05.191	36.912	261.5	14:09.887	6	1	2:21.863	39.947	1:04.942	36.974	261.5	14:28.288
7	2	2:28.450	41.585	1:08.831	38.034	221.7	16:38.337	7	1	2:42.362	43.289	1:15.147	43.926	191.4	17:10.650
8	2	4:21.288	1:20.697	2:00.773	59.818	91.1	20:59.625	8	1	3:54.309	1:01.863	1:54.481	57.965	106.2	21:04.959
9	2	2:22.231	39.962	1:05.527	36.742	258.3	23:21.856	9	1	2:24.404	40.135	1:06.915	37.354	262.7	23:29.363
10	2	2:21.793	39.666	1:05.089	37.038	260.8	25:43.649	10	1	2:30.049 P	40.368	1:05.584	44.097	262.1	25:59.412
11	2	2:19.782	39.477	1:03.988	36.317	258.9	28:03.431	11	2	3:26.150	1:45.472	1:04.307	36.371	257.7	29:25.562
12	2	2:20.024	39.397	1:04.040	36.587	258.9	30:23.455	12	2	2:19.087	39.489	1:03.599	35.999	262.7	31:44.649
13	2	2:19.696	39.340	1:03.922	36.434	258.9	32:43.151	13	2	2:19.124	39.394	1:03.511	36.219	264.0	34:03.773
14	2	2:26.131 P	39.339	1:03.953	42.839	259.6	35:09.282	14	2	2:18.655	39.238	1:03.375	36.042	264.7	36:22.428
15	1	3:26.029	1:44.495	1:04.605	36.929	255.9	38:35.311	15	2	2:19.630	39.459	1:03.923	36.248	262.7	38:42.058
16	1	2:20.696	39.658	1:04.112	36.926	258.9	40:56.007	16	2	2:20.199	39.118	1:04.719	36.362	266.6	41:02.257
17	1	2:20.815	39.641	1:04.291	36.883	258.9	43:16.822	17	2	2:20.222	39.801	1:04.035	36.386	262.1	43:22.479
18	1	2:20.485	39.457	1:04.236	36.792	258.9	45:37.307	18	2	2:19.154	39.177	1:03.880	36.097	265.3	45:41.633
19	1	2:21.246	39.817	1:04.510	36.919	257.1	47:58.553	19	2	2:20.158	39.356	1:04.005	36.797	264.0	48:01.791
20	1	2:22.504	39.704	1:05.729	37.071	259.6	50:21.057	20	2	2:20.315	39.103	1:04.336	36.876	266.6	50:22.106
21	1	2:20.546	39.517	1:04.187	36.842	260.2	52:41.603	21	2	2:21.925	39.440	1:06.012	36.473	264.7	52:44.031
22	1	2:21.406	39.560	1:04.252	37.594	260.2	55:03.009	22	2	2:20.884	39.170	1:04.855	36.859	267.9	55:04.915
23	1	2:20.797	39.630	1:04.394	36.773	261.5	57:23.806	23	2	2:22.010	39.600	1:05.220	37.190	267.3	57:26.925
24	1	2:20.566	39.343	1:04.549	36.674	260.8	59:44.372	24	2	2:20.253	39.106	1:04.534	36.613	268.6	59:47.178
25	1	2:20.989	39.473	1:04.650	36.866	261.5	1:02:05.361	25	2	2:21.561	38.901	1:05.633	37.027	266.6	1:02:08.739





Spa Francorchamps
International GT Open
Race - 2
Lap Analysis



99 1 António Coimbra Mercedes AMG GT3

AM 2 Luis Silva Sports and You

Lap	D	Time	Sector 1	Sector 2	Sector 3	T. Spd	Elapsed
1	2	2:40.040	48.546	1:11.779	39.715	242.1	2:40.040
2	2	2:28.712	42.279	1:07.977	38.456	252.3	5:08.752
3	2	2:28.531	41.588	1:07.572	39.371	254.1	7:37.283
4	2	<u>2:25.860</u>	41.257	<u>1:06.424</u>	38.179	257.1	10:03.143
5	2	2:26.300	41.160	1:06.987	<u>38.153</u>	257.1	12:29.443
6	2		<u>41.130</u>			257.7	





Spa Francorchamps
International GT Open
Race - 2
Analysis by Lap



Num Lap Time Gap

Lap 1

20	2:21.296	
63	2:22.427	01.131
16	2:23.324	02.028
14	2:23.941	02.645
17	2:25.027	03.731
75	2:26.573	05.277
59	2:27.254	05.958
25	2:27.745	06.449
19	2:28.615	07.319
66	2:29.359	08.063
27	2:29.853	08.557
10	2:31.546	10.250
26	2:32.299	11.003
12	2:33.422	12.126
6	2:34.286	12.990
93	2:34.452	13.156
34	2:34.694	13.398
90	2:35.291	13.995
11	2:37.878	16.582
99	2:40.040	18.744
9	2:47.894	26.598

Num Lap Time Gap

Lap 2

20	2:18.715	
63	2:19.122	01.538
16	2:19.771	03.084
14	2:19.945	03.875
17	2:20.638	05.654
75	2:20.750	07.312
59	2:21.010	08.253
25	2:21.421	09.155
19	2:20.740	09.344
66	2:20.927	10.275
27	2:21.064	10.906
10	2:21.305	12.840
26	2:23.153	15.441
12	2:22.653	16.064
6	2:22.682	16.957
93	2:23.154	17.595

Num Lap Time Gap

Lap 3

34	2:23.596	18.279
90	2:27.511	22.791
11	2:25.801	23.668
99	2:28.712	28.741
9	2:22.984	30.867
20	2:18.750	
63	2:18.919	01.707
16	2:19.695	04.029
14	2:19.452	04.577
17	2:20.730	07.634
75	2:19.919	08.481
59	2:20.221	09.724
66	2:21.746	13.271
25	2:23.744	14.149
27	2:22.418	14.574
19	2:24.562	15.156
10	2:21.942	16.032
26	2:21.862	18.553
12	2:22.006	19.320
6	2:21.889	20.096
93	2:22.039	20.884
34	2:23.234	22.763
90	2:26.450	30.491
11	2:26.385	31.303
9	2:25.767	37.884
99	2:28.531	38.522

Num Lap Time Gap

Lap 4

20	2:18.815	
63	2:18.798	01.690
16	2:19.779	04.993
14	2:19.753	05.515
17	2:20.543	09.362
75	2:20.395	10.061
59	2:20.392	11.301
66	2:20.171	14.627
25	2:20.891	16.225
27	2:20.801	16.560
19	2:20.744	17.085

Num Lap Time Gap

Lap 5

10	2:22.915	20.132
26	2:21.423	21.161
12	2:21.545	22.050
93	2:23.809	25.878
34	2:23.616	27.564
11	2:25.678	38.166
90	2:28.726	40.402
9	2:21.975	41.044
99	2:25.860	45.567
6	2:50.666	51.947
20	2:18.689	
63	2:18.673	01.674
16	2:19.364	05.668
14	2:19.696	06.522
17	2:20.960	11.633
75	2:20.814	12.186
59	2:20.420	13.032
66	2:19.994	15.932
25	2:20.103	17.639
27	2:20.874	18.745
19	2:20.792	19.188
10	2:21.601	23.044
26	2:21.616	24.088
12	2:21.595	24.956
93	2:22.971	30.160
34	2:22.780	31.655
11	2:23.965	43.442
9	2:24.534	46.889
90	2:28.589	50.302
99	2:26.300	53.178
6	2:42.709	1:15.967

Num Lap Time Gap

Lap 6

20	2:18.658	
63	2:18.898	01.914
16	2:19.573	06.583
14	2:19.495	07.359
17	2:21.298	14.273
75	2:21.436	14.964

Num Lap Time Gap

Lap 7

59	2:21.077	15.451
66	2:20.213	17.487
25	2:20.004	18.985
27	2:20.396	20.483
19	2:20.415	20.945
10	2:20.816	25.202
26	2:21.265	26.695
12	2:21.471	27.769
93	2:21.863	33.365
34	2:22.789	35.786
11	2:24.098	48.882
9	2:22.750	50.981
90	2:27.964	59.608
20	2:31.577	
63	2:30.514	00.851
16	2:28.295	03.301
14	2:28.398	04.180
17	2:27.363	10.059
75	2:28.450	11.837
59	2:32.906	16.780
66	2:33.447	19.357
25	2:33.159	20.567
27	2:32.796	21.702
19	2:32.832	22.200
10	2:46.170	39.795
26	2:45.996	41.114
12	2:46.154	42.346
93	2:42.362	44.150
34	2:40.778	44.987
11	2:30.985	48.290
9	2:29.567	48.971
90	2:31.432	59.463

Num Lap Time Gap

Lap 8

20	4:30.852	
63	4:30.341	00.340
16	4:28.658	01.107
14	4:28.143	01.471
17	4:22.591	01.798

Num Lap Time Gap

Lap 9

75	4:21.288	02.273
59	4:16.675	02.603
66	4:14.788	03.293
25	4:14.490	04.205
27	4:13.625	04.475
19	4:13.400	04.748
10	3:56.561	05.504
26	3:55.605	05.867
12	3:54.940	06.434
93	3:54.309	07.607
34	3:53.832	07.967
11	3:52.635	10.073
9	3:52.187	10.306
90	3:42.022	10.633
20	2:19.640	
63	2:20.410	01.110
16	2:20.532	01.999
14	2:21.330	03.161
17	2:22.339	04.497
75	2:22.231	04.864
59	2:22.613	05.576
66	2:22.462	06.115
25	2:22.353	06.918
27	2:22.405	07.240
19	2:22.557	07.665
26	2:24.094	10.321
10	2:25.088	10.952
12	2:24.566	11.360
93	2:24.404	12.371
34	2:24.588	12.915
11	2:24.630	15.063
9	2:26.810	17.476
90	2:29.092	20.085

Num Lap Time Gap

Lap 10

20	2:19.095	
63	2:19.237	01.252
16	2:20.189	03.093
75	2:21.793	07.562





Spa Francorchamps
International GT Open
Race - 2



Analysis by Lap

Num	Lap Time	Gap	Num	Lap Time	Gap	Num	Lap Time	Gap
26	2:21.904	17.604	26	2:21.239	19.952	10	2:20.072	19.112
66	2:21.148	17.753	10	2:20.917	20.077	34	2:20.225	19.559
93	2:20.315	18.235	93	2:20.884	20.477	93	2:20.253	20.103
10	2:20.161	18.632	34	2:20.677	20.661	14	2:19.000	20.725
34	2:19.832	19.151	14	2:19.618	25.354	12	2:20.002	24.800
12	2:20.351	24.457	12	2:22.161	27.561	16	2:23.946	45.535
90	2:20.486	24.989	90	2:21.889	28.039	9	2:24.430	1:16.011
14	2:20.412	25.341	16	2:22.770	41.594	19	2:25.476	1:16.405
16	2:24.055	36.241	19	2:26.694	1:07.756	25	2:25.662	1:18.726
19	2:24.659	56.431	25	2:25.006	1:09.484	11	2:25.293	1:25.356
25	2:25.187	59.540	9	2:21.453	1:12.332			
11	2:24.261	1:09.501	11	2:24.443	1:18.007			
9	2:24.047	1:09.673						

Lap 21

Num	Lap Time	Gap
17	2:20.295	
20	2:21.881	08.782
59	2:20.303	09.536
27	2:20.669	16.364
75	2:20.546	17.437
66	2:20.579	18.037
26	2:21.676	18.985
10	2:21.095	19.432
93	2:21.925	19.865
34	2:21.400	20.256
12	2:21.510	25.672
14	2:20.962	26.008
90	2:21.728	26.422
16	2:23.150	39.096
19	2:25.198	1:01.334
25	2:25.505	1:04.750
9	2:21.773	1:11.151
11	2:24.630	1:13.836

Lap 22

Num	Lap Time	Gap
17	2:20.272	
59	2:21.061	10.325
20	2:23.462	11.972
27	2:20.646	16.738
66	2:20.264	18.029
75	2:21.406	18.571

Lap 23

Num	Lap Time	Gap
17	2:20.924	
59	2:21.543	10.944
20	2:22.093	13.141
27	2:20.489	16.303
66	2:19.823	16.928
75	2:20.797	18.444
26	2:20.653	19.681
10	2:21.600	20.753
34	2:21.310	21.047
93	2:22.010	21.563
14	2:19.008	23.438
12	2:19.874	26.511
90	2:33.778	40.893
16	2:22.632	43.302
19	2:25.810	1:12.642
9	2:21.886	1:13.294
25	2:26.217	1:14.777
11	2:24.693	1:21.776

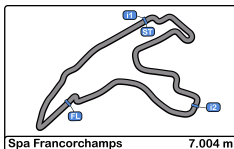
Lap 24

Num	Lap Time	Gap
17	2:21.713	
59	2:21.471	10.702
20	2:22.532	13.960
27	2:21.039	15.629
66	2:21.462	16.677
75	2:20.566	17.297
26	2:20.493	18.461

Lap 25

Num	Lap Time	Gap
17	2:22.175	
59	2:21.207	09.734
20	2:22.091	13.876
27	2:21.002	14.456
66	2:20.227	14.729
75	2:20.989	16.111
26	2:21.203	17.489
10	2:20.878	17.815
34	2:20.841	18.225
14	2:20.821	19.371
93	2:21.561	19.489
12	2:19.958	22.583
16	2:23.598	46.958
9	2:23.035	1:16.871
19	2:25.409	1:19.639
25	2:26.509	1:23.060
11	2:27.627	1:30.808



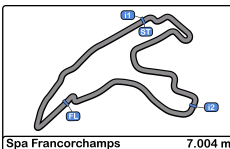


Spa Francorchamps
International GT Open
Race - 2
Best Sectors Results



Sector - 1				Sector - 2				Sector - 3				Ideal Lap vs Best Lap				
Clas	Nº	Driver	Time	Nº	Driver	Time	Nº	Driver	Time	Clas	Nº	Driver	Ideal Lap	Best Lap	Clas	
1	14	Siedler - Grenier	38.815	34	Amstutz - Kujala	1:02.999	34	Amstutz - Kujala	35.797	1	34	Amstutz - Kujala	2:17.646	2:17.813	1	
2	34	Amstutz - Kujala	38.850	90	Di Folco - Lenz	1:03.025	90	Di Folco - Lenz	35.845	2	90	Di Folco - Lenz	2:17.916	2:18.242	2	
3	17	Rueda - Saravia	38.875	14	Siedler - Grenier	1:03.113	93	Froggatt - Cheever III	35.999	3	14	Siedler - Grenier	2:18.009	2:18.341	3	
4	93	Froggatt - Cheever III	38.901	63	Costa - Altoè	1:03.207	66	Ling - Schandorff	36.041	4	93	Froggatt - Cheever III	2:18.275	2:18.655	4	
5	26	Martínez - Onidi	38.911	20	Pierburg - Onslow-Cole	1:03.225	20	Pierburg - Onslow-Cole	36.060	5	20	Pierburg - Onslow-Cole	2:18.346	2:18.658	5	
6	59	Kodrić - Chaves	38.923	59	Kodrić - Chaves	1:03.326	14	Siedler - Grenier	36.081	6	59	Kodrić - Chaves	2:18.441	2:18.809	8	
7	10	Ramos - Crestani	38.955	93	Froggatt - Cheever III	1:03.375	17	Rueda - Saravia	36.117	7	63	Costa - Altoè	2:18.506	2:18.673	6	
8	66	Ling - Schandorff	38.975	66	Ling - Schandorff	1:03.510	63	Costa - Altoè	36.130	8	66	Ling - Schandorff	2:18.526	2:18.963	9	
9	12	Leo - Razak	38.993	10	Ramos - Crestani	1:03.579	59	Kodrić - Chaves	36.192	9	17	Rueda - Saravia	2:18.646	2:18.766	7	
10	90	Di Folco - Lenz	39.046	26	Martínez - Onidi	1:03.624	16	Hahn - Barnicoat	36.207	10	10	Ramos - Crestani	2:18.817	2:19.022	10	
11	20	Pierburg - Onslow-Cole	39.061	17	Rueda - Saravia	1:03.654	10	Ramos - Crestani	36.283	11	26	Martínez - Onidi	2:18.869	2:19.520	12	
12	16	Hahn - Barnicoat	39.066	16	Hahn - Barnicoat	1:03.840	75	Habul - Jäger	36.317	12	16	Hahn - Barnicoat	2:19.113	2:19.364	11	
13	25	Hrachowina - Konrad	39.133	75	Habul - Jäger	1:03.922	26	Martínez - Onidi	36.334	13	12	Leo - Razak	2:19.408	2:19.874	14	
14	63	Costa - Altoè	39.169	27	De Marco - Pohler	1:03.952	12	Leo - Razak	36.349	14	75	Habul - Jäger	2:19.530	2:19.696	13	
15	27	De Marco - Pohler	39.231	12	Leo - Razak	1:04.066	19	Liang - Giammaria	36.415	15	27	De Marco - Pohler	2:19.638	2:19.906	15	
16	75	Habul - Jäger	39.291	19	Liang - Giammaria	1:04.156	27	De Marco - Pohler	36.455	16	25	Hrachowina - Konrad	2:19.825	2:20.004	16	
17	9	Davide Roda	39.357	25	Hrachowina - Konrad	1:04.174	25	Hrachowina - Konrad	36.518	17	19	Liang - Giammaria	2:19.975	2:20.351	17	
18	19	Liang - Giammaria	39.404	9	Davide Roda	1:04.614	9	Davide Roda	36.820	18	9	Davide Roda	2:20.791	2:21.347	18	
19	6	Zampieri - Meadows	39.519	6	Zampieri - Meadows	1:04.843	11	Hill - Shoffner	37.125	19	6	Zampieri - Meadows	2:21.703	2:21.889	19	
20	11	Hill - Shoffner	39.611	11	Hill - Shoffner	1:05.620	6	Zampieri - Meadows	37.341	20	11	Hill - Shoffner	2:22.356	2:22.847	20	
21	99	Coimbra - Silva	41.130	99	Coimbra - Silva	1:06.424	99	Coimbra - Silva	38.153	21	99	Coimbra - Silva	2:25.707	2:25.860	21	



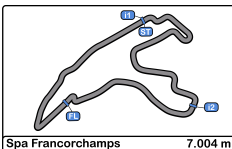


Spa Francorchamps
International GT Open
Race - 2
Leader Sequence



Nº	Entrant/Team	Nat	Driver 1	Nat	Status	Driver 2	Nat	Status	Vehicle	Cat	Start Lap	End Lap	Laps	Total Laps
20	SPS Automotive Performance		Valentin Pierburg			<u>Tom Onslow-Cole</u>			Mercedes AMG GT3	PROAM	1	16	16	16
17	Teo Martín Motorsport		Fran Rueda			<u>Andrés Saravia</u>			McLaren 720 s	PRO	17	25	9	9



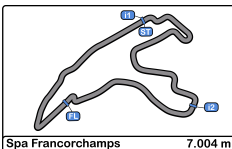


Spa Francorchamps
International GT Open
Race - 2
Best 5 Lap Times



Cl	N°	Entrant/Team	Nat	Driver 1	Nat	Status	Driver 2	Nat	Status	Vehicle	Cat	Cl	Best 1		Best 2		Best 3		Best 4		Best 5	
													Time	Lap	Time	Lap	Time	Lap	Time	Lap	Time	Lap
1	34	Imperiale Racing	ITA	Adrian Amstutz	ITA	GER	Patrick Kujala	FIN	PRO	Lamborghini Huracan GT3	PROAM	1	2:17.813	13	2:17.969	14	2:18.198	12	2:18.644	18	2:19.250	19
2	90	Raton Racing by Target	ITA	Alberto Di Folco	ITA	GER	Christoph Lenz	ITA	PRO	Lamborghini Huracan GT3	PROAM	2	2:18.242	14	2:18.563	12	2:18.745	13	2:18.955	16	2:19.448	17
3	14	Emil Frey Racing	ITA	Norbert Siedler	ITA	AUT	Mikaël Grenier	CAN	PRO	Lamborghini Huracan GT3	PRO	1	2:18.341	16	2:18.392	14	2:18.418	13	2:18.697	12	2:19.000	24
4	93	Spirit of Race / Tempesta	GBR	Christopher Froggatt	GBR	GBR	Edward Cheever III	ITA	PRO	Ferrari 488 GT3	PROAM	3	2:18.655	14	2:19.087	12	2:19.124	13	2:19.154	18	2:19.630	15
5	20	SPS Automotive Performance	DEU	Valentin Pierburg	DEU	DEU	Tom Onslow-Cole	GBR	PRO	Mercedes AMG GT3	PROAM	4	2:18.658	6	2:18.689	5	2:18.715	2	2:18.750	3	2:18.815	4
6	63	Emil Frey Racing	ITA	Albert Costa	ESP	ESP	Giacomo Altoè	ITA	PRO	Lamborghini Huracan GT3	PRO	2	2:18.673	5	2:18.798	4	2:18.840	11	2:18.898	6	2:18.919	3
7	17	Teo Martín Motorsport	ESP	Fran Rueda	ESP	ESP	Andrés Saravia	GTM	PRO	McLaren 720 s	PRO	3	2:18.766	14	2:19.047	12	2:19.108	13	2:19.227	16	2:19.547	15
8	59	Teo Martín Motorsport	ESP	Martin Kodrić	HRV	HRV	Henrique Chaves	PRT	PRO	McLaren 720 s	PRO	4	2:18.809	14	2:18.893	12	2:19.148	15	2:19.518	16	2:19.776	17
9	66	Vincenzo Sospiri Racing	ITA	Kang Ling	CHN	CHN	Frederik Schandorff	DNK	PRO	Lamborghini Huracan GT3	PROAM	5	2:18.963	13	2:19.179	17	2:19.384	18	2:19.522	14	2:19.823	23
10	10	SPS Automotive Performance	DEU	Miguel Ramos	PRT	PRT	Fabrizio Crestani	ITA	PRO	Mercedes AMG GT3	PRO	5	2:19.022	13	2:19.085	14	2:19.215	15	2:19.254	12	2:19.473	18
11	16	Teo Martín Motorsport	ESP	Marcelo Hahn	BRN	BRN	Ben Barnicoat	GBR	PRO	McLaren 720 s	PROAM	6	2:19.364	5	2:19.441	12	2:19.573	6	2:19.695	3	2:19.701	11
12	26	Lazarus Racing	ITA	Eliseo Martínez	ESP	ESP	Fabio Onidi	ITA	PRO	Lamborghini Huracan GT3	PRO	6	2:19.520	13	2:19.620	17	2:19.755	18	2:20.082	12	2:20.325	14
13	75	Rowe Racing / SunEnergy1	DEU	Kenny Habul	AUS	AUS	Thomas Jäger	DEU	PRO	Mercedes AMG GT3	PROAM	7	2:19.696	13	2:19.782	11	2:19.919	3	2:20.024	12	2:20.395	4
14	12	Ombra Racing	ITA	Federico Leo	ITA	ITA	Najiy Razak	MYS	PRO	Lamborghini Huracan GT3	PRO	7	2:19.874	23	2:19.958	25	2:19.974	18	2:20.002	24	2:20.058	13
15	27	Lazarus Racing	ITA	Nicola De Marco	ITA	ITA	Nicolas Pohler	DEU	PRO	Lamborghini Huracan GT3	PRO	8	2:19.906	14	2:20.396	6	2:20.489	23	2:20.642	16	2:20.646	22
16	25	HTP Motorsport	DEU	Alexander Hrachowina	AUT	AUT	Martin Konrad	AUT	AM	Mercedes AMG GT3	AM	1	2:20.004	6	2:20.103	5	2:20.182	12	2:20.191	13	2:20.828	11
17	19	Raton Racing by Target	ITA	Jiatong Liang	CHN	CHN	Raffaele Giammaria	ITA	PRO	Lamborghini Huracan GT3	PROAM	8	2:20.351	13	2:20.415	6	2:20.570	12	2:20.740	2	2:20.744	4
18	9	Antonelli MotorSport	ITA	Davide Roda	ITA	ITA			AM	Mercedes AMG GT3	AM	2	2:21.347	14	2:21.387	15	2:21.428	18	2:21.453	22	2:21.495	16
19	6	Antonelli MotorSport	ITA	Daniel Zampieri	ITA	ITA	Michael Meadows	GBR	PRO	Mercedes AMG GT3	PRO	9	2:21.889	3	2:22.682	2	2:34.286	1	2:42.709	5	2:50.666	4
20	11	GetSpeed Performance	DEU	Janine Hill	GBR	GBR	John Shoffner	USA	AM	Mercedes AMG GT3	AM	3	2:22.847	11	2:23.304	16	2:23.359	10	2:23.425	15	2:23.965	5
21	99	Sports and You	PRT	António Coimbra	PRT	PRT	Luis Silva	PRT	AM	Mercedes AMG GT3	AM	4	2:25.860	4	2:26.300	5	2:28.531	3	2:28.712	2	2:40.040	1



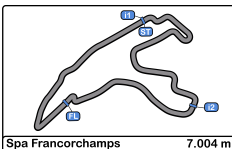


Spa Francorchamps
International GT Open
Race - 2
Best 5 Top Speeds



Cl	N°	Entrant/Team	Nat	Driver 1	Nat	Status	Driver 2	Nat	Status	Vehicle	Cat	Cl	Top 1		Top 2		Top 3		Top 4		Top 5		Avg
													Km/h	Lap	Km/h	Lap	Km/h	Lap	Km/h	Lap	Km/h	Lap	
1	34	Imperiale Racing	ITA	Adrian Amstutz	CHE	PRO	Patrick Kujala	FIN	PRO	Lamborghini Huracan GT3	PROAM	1	273.4	15	271.3	22	270.6	25	270.0	20	269.3	17	270.9
2	26	Lazarus Racing	ITA	Eliseo Martínez	ESP	PRO	Fabio Onidi	ITA	PRO	Lamborghini Huracan GT3	PRO	1	270.0	18	269.3	22	268.6	6	268.6	20	268.6	21	269.0
3	66	Vincenzo Sospiri Racing	ITA	Kang Ling	CHN	PROAM	Frederik Schandorff	DEN	PROAM	Lamborghini Huracan GT3	PROAM	2	268.6	24	267.9	22	267.9	25	267.3	19	267.3	21	267.8
4	93	Spirit of Race / Tempesta	GBR	Christopher Froggatt	GBR	PROAM	Edward Cheever III	ITA	PROAM	Ferrari 488 GT3	PROAM	3	268.6	2	268.6	24	267.9	22	267.3	23	266.6	16	267.8
5	14	Emil Frey Racing	CHE	Norbert Siedler	AUT	PRO	Mikaël Grenier	CAN	PRO	Lamborghini Huracan GT3	PRO	2	267.9	25	267.3	15	266.6	16	266.6	24	266.0	19	266.9
6	17	Teo Martín Motorsport	ESP	Fran Rueda	ESP	PRO	Andrés Saravia	ITA	PRO	McLaren 720 s	PRO	3	267.3	13	266.6	16	266.6	17	266.0	3	266.0	10	266.5
7	90	Raton Racing by Target	ITA	Alberto Di Folco	ITA	PROAM	Christoph Lenz	CHE	PROAM	Lamborghini Huracan GT3	PROAM	4	267.3	23	266.6	22	266.0	20	265.3	17	264.0	18	265.8
8	10	SPS Automotive Performance	DEU	Miguel Ramos	PRT	PRO	Fabrizio Crestani	ITA	PRO	Mercedes AMG GT3	PRO	4	266.6	20	266.0	15	266.0	21	266.0	22	265.3	16	266.0
9	27	Lazarus Racing	ITA	Nicola De Marco	ITA	PRO	Nicolas Pohler	DEU	PRO	Lamborghini Huracan GT3	PRO	5	266.6	16	266.6	17	266.6	18	266.6	20	266.0	15	266.5
10	59	Teo Martín Motorsport	ESP	Martin Kodrić	PRT	PRO	Henrique Chaves	PRT	PRO	McLaren 720 s	PRO	6	266.6	17	266.6	22	266.0	10	266.0	15	266.0	21	266.2
11	16	Teo Martín Motorsport	ESP	Marcelo Hahn	BRA	PROAM	Ben Barnicoat	GBR	PROAM	McLaren 720 s	PROAM	5	266.0	12	266.0	14	265.3	13	264.7	10	264.7	11	265.3
12	12	Ombra Racing	ITA	Federico Leo	ITA	PRO	Najiy Razak	MYS	PRO	Lamborghini Huracan GT3	PRO	7	265.3	23	264.7	17	264.0	22	264.0	25	263.4	20	264.3
13	19	Raton Racing by Target	ITA	Jiatong Liang	CHN	PROAM	Raffaele Giammaria	ITA	PROAM	Lamborghini Huracan GT3	PROAM	6	263.4	5	263.4	10	263.4	12	262.7	2	262.7	4	263.1
14	25	HTP Motorsport	DEU	Alexander Hrachowina	AUT	PRO	Martin Konrad	AUT	PRO	Mercedes AMG GT3	AM	1	263.4	11	262.7	2	262.7	4	262.7	6	262.7	13	262.9
15	9	Antonelli MotorSport	ITA	Davide Roda	ITA	PRO			PRO	Mercedes AMG GT3	AM	2	262.7	23	261.5	21	260.8	3	260.8	19	260.8	22	261.3
16	63	Emil Frey Racing	CHE	Albert Costa	ESP	PRO	Giacomo Altoè	ITA	PRO	Lamborghini Huracan GT3	PRO	8	262.7	12	262.1	10	261.5	4	261.5	5	261.5	6	261.8
17	6	Antonelli MotorSport	ITA	Daniel Zampieri	ITA	PRO	Michael Meadows	GBR	PRO	Mercedes AMG GT3	PRO	9	262.1	3	260.8	4	259.6	2	255.3	1	223.1	5	252.2
18	20	SPS Automotive Performance	DEU	Valentin Pierburg	DEU	PROAM	Tom Onslow-Cole	GBR	PROAM	Mercedes AMG GT3	PROAM	7	262.1	11	261.5	12	261.5	13	261.5	14	261.5	24	261.6
19	75	Rowe Racing / SunEnergy1	DEU	Kenny Habul	AUS	PROAM	Thomas Jäger	DEU	PROAM	Mercedes AMG GT3	PROAM	8	261.5	6	261.5	23	261.5	25	260.8	4	260.8	5	261.2
20	11	GetSpeed Performance	DEU	Janine Hill	GBR	PRO	John Shoffner	USA	PRO	Mercedes AMG GT3	AM	3	260.8	10	259.6	2	259.6	22	258.9	11	258.9	20	259.6
21	99	Sports and You	PRT	António Coimbra	PRT	PRO	Luis Silva	PRT	PRO	Mercedes AMG GT3	AM	4	257.7	6	257.1	4	257.1	5	254.1	3	252.3	2	255.6





Spa Francorchamps
International GT Open

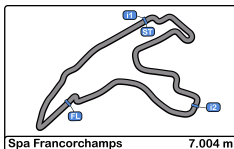
Race - 2

Fastest Laps Sequence



Lap	Time of Day	Session Time	Nº	Entrant/Team	Nat	Driver 1	Nat	Status	Driver 2	Nat	Status	Vehicle	Cat	Time	Km/h
2	15:13:56.877	4:39.877	20	SPS Automotive Performance		Valentin Pierburg			<u>Tom Onslow-Cole</u>			Mercedes AMG GT3	PROAM	2:18.715	181.7
5	15:20:53.131	11:36.131	20	SPS Automotive Performance		Valentin Pierburg			<u>Tom Onslow-Cole</u>			Mercedes AMG GT3	PROAM	2:18.689	181.8
5	15:20:54.805	11:37.805	63	Emil Frey Racing		<u>Albert Costa</u>			Giacomo Altoè			Lamborghini Huracan GT3	PRO	2:18.673	181.8
6	15:23:11.789	13:54.789	20	SPS Automotive Performance		Valentin Pierburg			<u>Tom Onslow-Cole</u>			Mercedes AMG GT3	PROAM	2:18.658	181.8
12	15:41:05.960	31:48.960	34	Imperiale Racing		Adrian Amstutz			<u>Patrick Kujala</u>			Lamborghini Huracan GT3	PROAM	2:18.198	182.4
13	15:43:23.773	34:06.773	34	Imperiale Racing		Adrian Amstutz			<u>Patrick Kujala</u>			Lamborghini Huracan GT3	PROAM	2:17.813	182.9





Spa Francorchamps
International GT Open

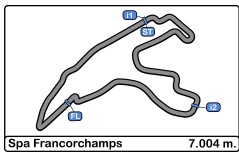
Race - 2

Event Best Maximum Speed



Nº	Entrant/Team	Nat	Driver 1	Nat	Status	Driver 2	Nat	Status	Vehicle	Cat	Km/h	Session
34	Imperiale Racing	ITA	Adrian Amstutz	CHE		Patrick Kujala	FIN		Lamborghini Huracan GT3	PROAM	273.4	Race - 2
17	Teo Martín Motorsport	ESP	Fran Rueda	ESP		Andrés Saravia	GTM		McLaren 720 s	PRO	270.0	Qualifying - 2 Driver - 2
26	Lazarus Racing	ITA	Eliseo Martínez	ESP		Fabio Onidi	ITA		Lamborghini Huracan GT3	PRO	270.0	Race - 2
93	Spirit of Race / Tempesta	GBR	Christopher Froggatt	GBR		Edward Cheever III	ITA		Ferrari 488 GT3	PROAM	268.6	Race - 2
66	Vincenzo Sospiri Racing	ITA	Kang Ling	CHN		Frederik Schandorff	DNK		Lamborghini Huracan GT3	PROAM	268.6	Race - 2
59	Teo Martín Motorsport	ESP	Martin Kodrić	HRV		Henrique Chaves	PRT		McLaren 720 s	PRO	267.9	Qualifying - 2 Driver - 2
14	Emil Frey Racing	CHE	Norbert Siedler	AUT		Mikaël Grenier	CAN		Lamborghini Huracan GT3	PRO	267.9	Race - 2
90	Raton Racing by Target	ITA	Alberto Di Folco	ITA		Christoph Lenz	CHE		Lamborghini Huracan GT3	PROAM	267.3	Race - 2
27	Lazarus Racing	ITA	Nicola De Marco	ITA		Nicolas Pohler	DEU		Lamborghini Huracan GT3	PRO	266.6	Race - 2
10	SPS Automotive Performance	DEU	Miguel Ramos	PRT		Fabrizio Crestani	ITA		Mercedes AMG GT3	PRO	266.6	Race - 2
63	Emil Frey Racing	CHE	Albert Costa	ESP		Giacomo Altoè	ITA		Lamborghini Huracan GT3	PRO	266.0	Race - 1
16	Teo Martín Motorsport	ESP	Marcelo Hahn	BRA		Ben Barnicoat	GBR		McLaren 720 s	PROAM	266.0	Race - 2
12	Ombra Racing	ITA	Federico Leo	ITA		Najiy Razak	MYS		Lamborghini Huracan GT3	PRO	265.3	Race - 2
19	Raton Racing by Target	ITA	Jiatong Liang	CHN		Raffaele Giammaria	ITA		Lamborghini Huracan GT3	PROAM	263.4	Race - 1
25	HTP Motorsport	DEU	Alexander Hrachowina	AUT		Martin Konrad	AUT		Mercedes AMG GT3	AM	263.4	Race - 2
20	SPS Automotive Performance	DEU	Valentin Pierburg	DEU		Tom Onslow-Cole	GBR		Mercedes AMG GT3	PROAM	262.7	Qualifying - 2 Driver - 2
11	GetSpeed Performance	DEU	Janine Hill	GBR		John Shoffner	USA		Mercedes AMG GT3	AM	262.7	Qualifying - 2 Driver - 2
9	Antonelli MotorSport	ITA	Davide Roda	ITA					Mercedes AMG GT3	AM	262.7	Race - 2
6	Antonelli MotorSport	ITA	Daniel Zampieri	ITA		Michael Meadows	GBR		Mercedes AMG GT3	PRO	262.1	Qualifying - 2 Driver - 2
75	Rowe Racing / SunEnergy1	DEU	Kenny Habul	AUS		Thomas Jäger	DEU		Mercedes AMG GT3	PROAM	261.5	Race - 1
99	Sports and You	PRT	António Coimbra	PRT		Luis Silva	PRT		Mercedes AMG GT3	AM	259.6	Race - 1
8	Antonelli MotorSport	ITA	Giuseppe Cipriani	ITA					Mercedes AMG GT3	AM	258.9	Race - 1





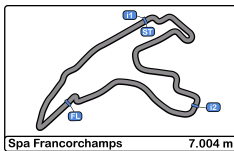
Spa Francorchamps
International GT Open
Race - 2
Lap Chart



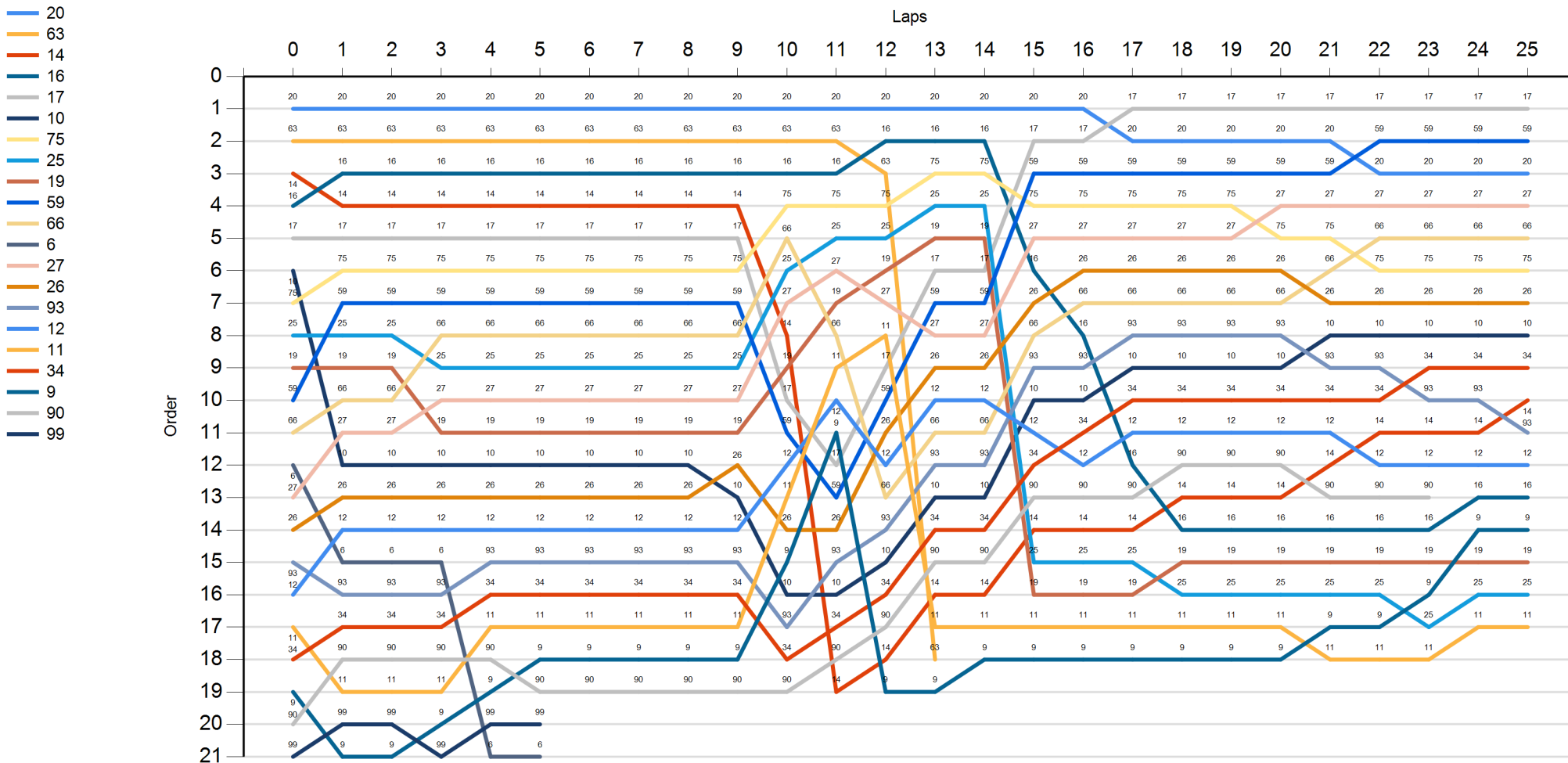
LAP

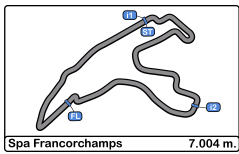
Nr	Po	Grid	1	2	3	4	5	6	7	8	9	10	11	12	13	14	15	16	17	18	19	20	21	22	23	24	25	
20	1	20	20	20	20	20	20	20	20	20	20	20	20	20	20	20	20	17	17	17	17	17	17	17	17	17		
63	2	63	63	63	63	63	63	63	63	63	63	63	63	16	16	16	17	17	20	20	20	20	20	59	59	59	59	
14	3	14	16	16	16	16	16	16	16	16	16	16	16	63	75	75	59	59	59	59	59	59	59	20	20	20	20	
16	4	16	14	14	14	14	14	14	14	14	14	14	14	75	75	75	75	75	75	75	75	27	27	27	27	27	27	
17	5	17	17	17	17	17	17	17	17	17	17	17	17	66	25	25	19	19	27	27	27	27	75	75	66	66	66	
10	6	10	75	75	75	75	75	75	75	75	75	25	27	19	17	17	16	26	26	26	26	26	66	75	75	75	75	
75	7	75	59	59	59	59	59	59	59	59	59	27	19	27	59	59	26	66	66	66	66	66	26	26	26	26	26	
25	8	25	25	25	66	66	66	66	66	66	66	14	66	11	27	27	66	16	93	93	93	93	10	10	10	10	10	
19	9	19	19	19	25	25	25	25	25	25	25	19	11	17	26	26	93	93	10	10	10	10	93	93	34	34	34	
59	10	59	66	66	27	27	27	27	27	27	27	17	12	59	12	12	10	10	34	34	34	34	34	34	93	93	14	
66	11	66	27	27	19	19	19	19	19	19	19	59	9	26	66	66	12	34	12	12	12	12	12	14	14	14	93	
6	12	6	10	10	10	10	10	10	10	10	10	26	12	17	12	93	93	34	12	16	90	90	90	14	12	12	12	
27	13	27	26	26	26	26	26	26	26	26	26	10	11	59	66	10	10	90	90	90	14	14	14	90	90	90	16	16
26	14	26	12	12	12	12	12	12	12	12	12	26	26	93	34	34	14	14	14	16	16	16	16	16	16	9	9	
93	15	93	6	6	6	93	93	93	93	93	93	9	93	10	90	90	25	25	25	19	19	19	19	19	19	19	19	
12	16	12	93	93	93	34	34	34	34	34	34	10	10	34	14	14	19	19	19	25	25	25	25	25	9	25	25	
11	17	11	34	34	34	11	11	11	11	11	11	93	34	90	11	11	11	11	11	11	11	11	9	9	25	11	11	
34	18	34	90	90	90	90	9	9	9	9	9	34	90	14	63	9	9	9	9	9	9	9	11	11	11			
9	19	9	11	11	11	9	90	90	90	90	90	14	9	9														
90	20	90	99	99	9	99	99																					
99	21	99	9	9	99	6	6																					





Spa Francorchamps
International GT Open
Race - 2
Graphic Lap Chart



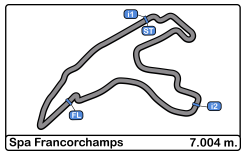


Spa Francorchamps
International GT Open
Race - 2
Pit Stop Analysis



Nr.	In Day Time	Entrant/Team	Nat	Driver 1	Nat	Status	Driver 2	Nat	Status	Vehicle	Cat	In Time	Stop N°	Pit Time	Handicap	Penalty
14	15:34:57.820	Emil Frey Racing		Norbert Siedler		AUT	Mikaël Grenier		CAN	Lamborghini Huracan GT3	PRO	25:40.955	1	1:40.668	1:40	
17	15:35:01.110	Teo Martín Motorsport		Fran Rueda		ESP	Andrés Saravia		GTM	McLaren 720 s	PRO	25:44.244	1	1:10.144	1:10	
59	15:35:02.090	Teo Martín Motorsport		Martin Kodrić		HRV	Henrique Chaves		PRT	McLaren 720 s	PRO	25:45.225	1	1:15.128	1:15	
26	15:35:07.487	Lazarus Racing		Eliseo Martínez		ESP	Fabio Onidi		ITA	Lamborghini Huracan GT3	PRO	25:50.621	1	1:11.895	1:10	
10	15:35:09.093	SPS Automotive Performance		Miguel Ramos		PRT	Fabrizio Crestani		ITA	Mercedes AMG GT3	PRO	25:52.227	1	1:20.347	1:20	
93	15:35:11.051	Spirit of Race / Tempesta Racing		Christopher Froggatt		GBR	Edward Cheever III		ITA	Ferrari 488 GT3	PROAM	25:54.185	1	1:16.108	1:15	
34	15:35:12.754	Imperiale Racing		Adrian Amstutz		CHE	Patrick Kujala		FIN	Lamborghini Huracan GT3	PROAM	25:55.888	1	1:22.209	1:20	
90	15:35:22.597	Raton Racing by Target		Alberto Di Folco		ITA	Christoph Lenz		CHE	Lamborghini Huracan GT3	PROAM	26:05.732	1	1:12.827	1:10	
66	15:37:23.764	Vincenzo Sospiri Racing		Kang Ling		CHN	Frederik Schandorff		DNK	Lamborghini Huracan GT3	PROAM	28:06.899	1	1:21.432	1:20	
12	15:37:31.210	Ombra Racing		Federico Leo		ITA	Najiy Razak		MYS	Lamborghini Huracan GT3	PRO	28:14.345	1	1:10.568	1:10	
9	15:37:37.656	Antonelli MotorSport		Davide Roda		ITA				Mercedes AMG GT3	AM	28:20.790	1	1:28.159	1:25	
63	15:39:32.671	Emil Frey Racing		Albert Costa		ESP	Giacomo Altoè		ITA	Lamborghini Huracan GT3	PRO	30:15.806	1	1:15.577	1:15	
27	15:39:46.713	Lazarus Racing		Nicola De Marco		ITA	Nicolas Pohler		DEU	Lamborghini Huracan GT3	PRO	30:29.848	1	1:10.665	1:10	
11	15:40:01.568	GetSpeed Performance		Janine Hill		GBR	John Shoffner		USA	Mercedes AMG GT3	AM	30:44.702	1	1:16.312	1:10	
20	15:44:09.978	SPS Automotive Performance		Valentin Pierburg		DEU	Tom Onslow-Cole		GBR	Mercedes AMG GT3	PROAM	34:53.112	1	1:11.177	1:10	
16	15:44:15.249	Teo Martín Motorsport		Marcelo Hahn		BRA	Ben Barnicoat		GBR	McLaren 720 s	PROAM	34:58.383	1	1:10.398	1:10	
75	15:44:20.992	Rowe Racing / SunEnergy1		Kenny Habul		AUS	Thomas Jäger		DEU	Mercedes AMG GT3	PROAM	35:04.127	1	1:15.609	1:15	
25	15:44:26.645	HTP Motorsport		Alexander Hrachowina		AUT	Martin Konrad		AUT	Mercedes AMG GT3	AM	35:09.780	1	1:22.203	1:20	
19	15:44:28.671	Raton Racing by Target		Jiatong Liang		CHN	Raffaele Giammaria		ITA	Lamborghini Huracan GT3	PROAM	35:11.806	1	1:22.014	1:15	

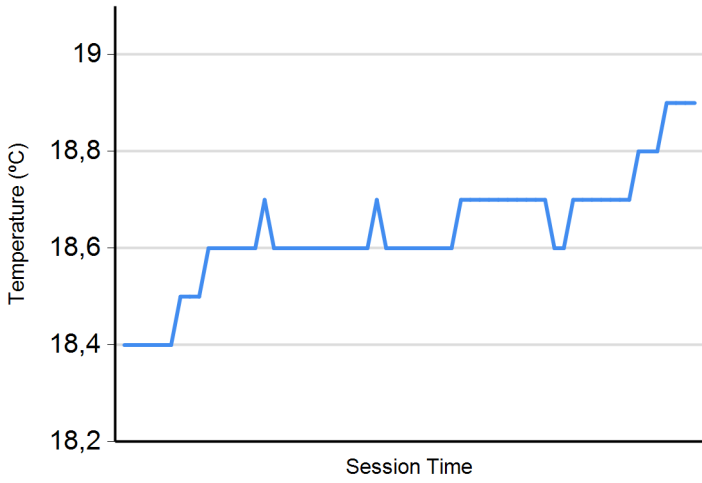




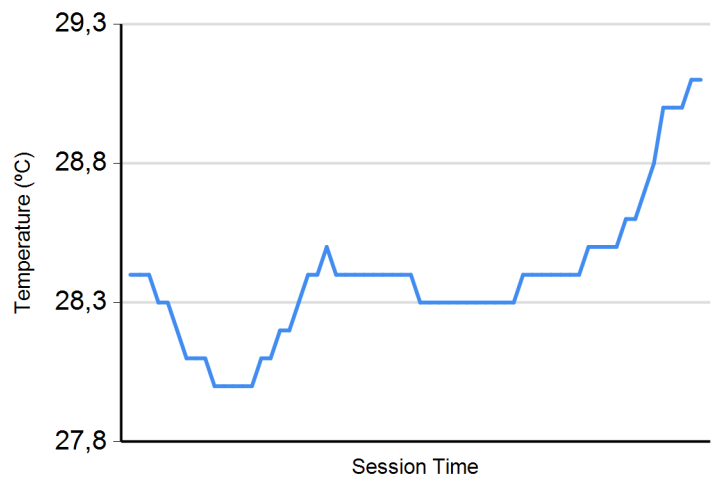
Spa Francorchamps
International GT Open
Race - 2
Weather Report



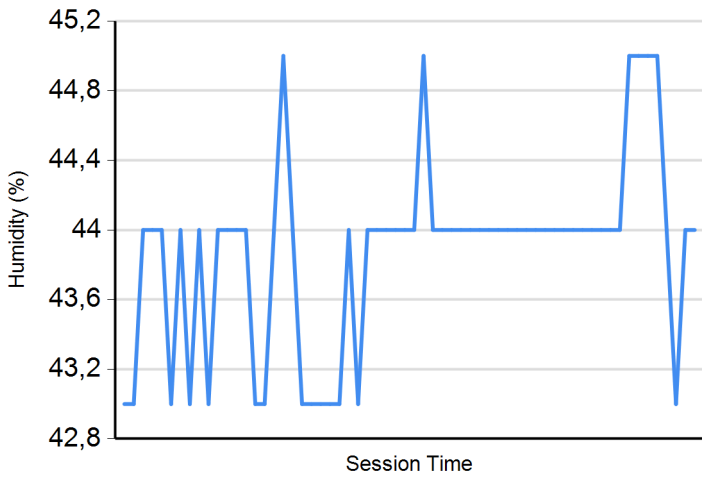
Air Temperature



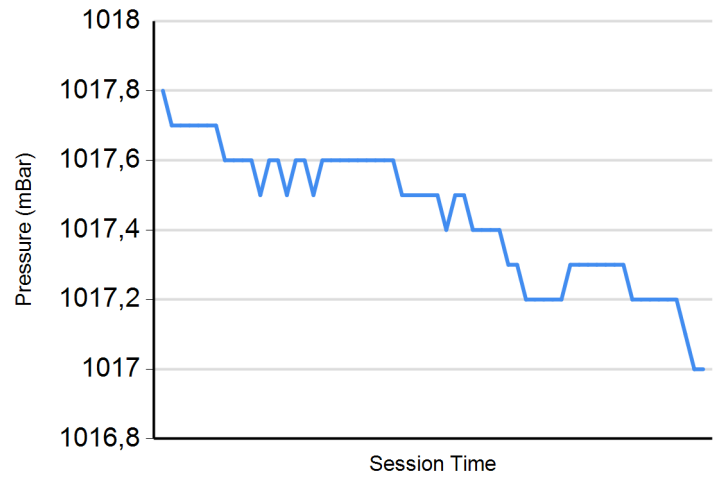
Track Temperature



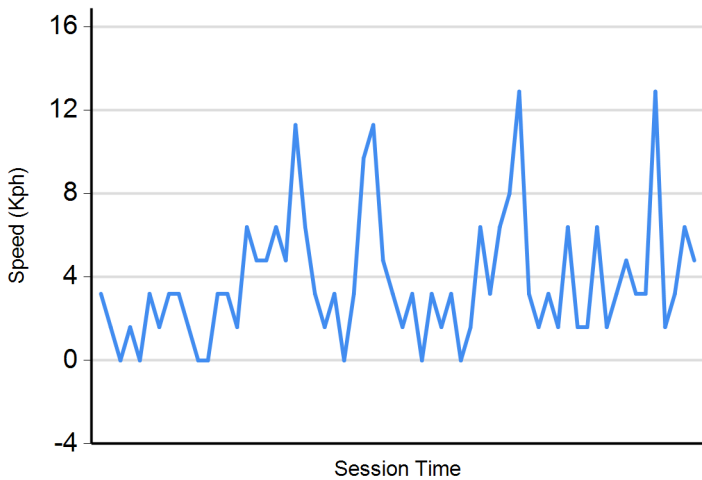
Humidity



Pressure



Wind Speed



Wind direction

North = 0°/360° Est = 90° South = 180° West = 270°

